



NEWSLETTER

Denver Garden Railway Society



February 2025 Issue

Pete Hendel

Happy Spring to the Denver Garden Railway Society members

This issue contains:		
View from the Caboose	Summer Tours	Publications
Programs	Choo Choo Sew	DGRS Calendar
Hospitality	Exhibits Committee	Members Only
Museum Happenings	Outreach Committee	
February Swap Meet	Making Trains Fun	

Newsletter Contributors this Month

- A Special Thank You to each

Anne Loring	David Miller	James Mackay	Mike Burns
Bob Finch	Devin Jones	John Hart	Pete Lammer
Byron Fenton	Don McCullough	Mark Kunugi	Ron Keiser
Cherylene Evans	Erlene Finch	Michele Miller	Sara Burns

On the Cover

This is a LGB model of the RhB (Rhaetian Railroad) class ABe 8/12 “Allegra” powered rail car train. The residents of the Lastchance & FairPlay railway decided they wanted modern passenger service in their area. With all the money they made from selling the local mineral, “Unobtainium” they purchased the train, as well as installed a Solar Electric generating system to power the train.

DUES are PAST DUE

Reminder: It is time to pay your dues for this year:

If you don’t pay by Feb 25, you can not get the free pizza at the meeting

Bring your check to the meeting.

Note: If you want one of the those fancy badges to wear, they are \$15.

If you want one with a magnet, they are \$18.



View From the Caboose

Welcome Aboard!

You did it again, and I thank you. Last month in this column, I shared with you my concern about the number of our standing committees that are committees of one and that we were launching a "DGRS Needs YOU!" column each month to showcase each of our committees and ask you to help. Last month it was our Publications committee, commonly referred to as "the Newsletter." Pete Hendel does a wonderful job as our chair, gathering, assembling, and too often creating much of the content himself. We were looking for some reporters and photographers to help. Pete Lammer, James

Mackay, John Waber, and Cherylene Evans have joined the Publications committee as reporters. All members are encouraged to submit articles and photos to Pete, too. Thank you!! Just what we needed. Check out DGRS Needs YOU in this month's newsletter for more opportunities to help our club.

Our February membership meeting is always a favorite – Swap Meet & Pizza. Please look for the announcement about the upcoming meeting in this issue. Before we start swapping and eating, we will have an abbreviated business meeting and Share and Tell. There will be two important action items on our business meeting – approval of the budget and approval of a grant request from the South Park Rail Society. Each of these items is described later in this issue.

Budgeting for our club is a challenge. Our three biggest sources of income, except in years when we host a national convention, are usually dues, interest, and sale at our two swap meets of items donated to the club. While our dues income is steady and dependable, income from swap meets is very erratic. Over the last four years, swap meet income for the club has ranged from \$1,100 to \$9,800. Interest income was unusually low for quite a while until 2024, but it is difficult to forecast where interest rates will be headed going forward.

Our expenses can be grouped into three major categories: "running the club," "public/club layouts," and donations to railroad-related non-profits. "Running the club" includes holding our 11 meetings a year, including four events with special food, our website and newsletter, clinics, and layout tours plus administrative costs like the post office box and insurance. "Public/club layouts" are two special features of our club that give club members the chance to run their trains on very large layouts viewed by large numbers of people – our club layout at the Colorado Railroad Museum and our traveling layout at the spring train show and Christmas craft fair. Both are great ambassadors for our hobby and our club. Both have a lot of equipment that must be maintained, repaired, and eventually replaced. Our third major expense in many but not all recent years has been donations we have made to other organizations that focus on railroading in Colorado, such as the Colorado Springs Trolley Museum and the Colorado Railroad Museum.

Our income from dues comes close to covering our "running the club" expenses each year. Interest income and the income from club items at swap meets are usually not enough to cover our expenses for the museum and traveling layouts and donations in the year, although sometimes they are. When they aren't, we must dip into our savings to cover the shortfall. Our savings have tended to grow after we hosted national conventions going back to 2004, but between conventions, our savings balances tend to drop. This year we will probably have to dip into savings.

Check out the article on our proposed budget and join us at the meeting on February 25th if you have questions.

See you there!

Anne Loring

Programs

February 25, 2025 - Swap meet

Our regular General Meeting with Pizza will be held at the Clements Community Center.

March 25, 2025

Our regular General Meeting will be held at the Clements Community Center. Program to be given by Jeff Taylor of the Colorado Railroad Museum.

April 29, 2025

Our regular General Meeting will be held at the Clements Community Center. Bob Schoppe will talk on developments on the Como rebuild.

May 27, 2025

Our annual discussions the garden part of garden railroading with Chris Ibsen, formerly of O'Tooles Littleton. Location (Orchard and University in Greenwood Village)..

June 28, Saturday

Picnic and swap meet at the CRRM. Bring your old trains to sell and enjoy a great picnic.

August 23, Saturday

General meeting, lunch and train rides at LCRR in Larkspur.

September 30, 2025:

Our regular General Meeting will be held at the Clements Community Center. Wally Weart "I was an engineer At Gettysburg" He says he actually was an engineer in his earlier railroading life.


October 28, 2025

Our regular General Meeting will be held at the Clements Community Center. Gerry Glancy: "How did we win the war in Europe, Grandpa?" A documentary on the railroads during WWII in Europe. (Gerry worked at Caboose Hobbies with me years ago.)

Ron Keiser

Hobo Brunch

The Hobo Brunch Group meets on the **2nd Saturday** of every month at 8:30 a.m. **Next meeting Mar 8, 2025 at Yanna's Cafe.**



Just show up, no reservations necessary! **NOTE LOCATION CHANGE**
Location: Yanna's Café, 205 S Sheridan Blvd., Lakewood, CO 80226. Please contact Byron & Marta Fenton with questions.



John Hart

Hospitality

Here's what Hospitality has planned for the coming months:

GENERAL MEETING February 25, - Our annual Swap Meet and Pizza Party-not to be missed! See the **View from the Caboose** and Page 9, regarding the meeting and swapping details. We'll have plenty of pizza (a gluten free option as in past) and water/ sodas to sustain you! We'll go light on snacks/ dessert this night, so take a break if debating whether to bring something to share and save for March!



GENERAL MEETING March 25, - The Rockies opener is April 4, so it's "Take me out to the ballgame " night at the DGRS. Show your team spirit by wearing your favorite team shirt/hat (it doesn't have to be Rockies 😊). If feeling extra creative, Rocky themed snacks will be welcome. Text or call me if bringing something so that we'll have the right amount!

GENERAL MEETING April 29, - If so led, National Oatmeal Cookie Day is on the 30th. Bring your creative twist on this cookie, or bring a special treat with oatmeal. Or...there are many other yummy food choices featured each day in the month of April. Bring one of those!

GENERAL MEETING May 27, - Water and cookies will be provided for our summer kick off with Chris Ibsen, formerly of O'Tooles Littleton. We'll meet at Plum Creek Market (Orchard and University in Greenwood Village). Watch for details as it gets closer (timing, directions, etc.)

GENERAL MEETING/ DGRS SUMMER PICNIC and SWAP MEET June 28, - None are, but THIS meeting is REALLY not to be missed! Set aside the whole morning and plan on eating after our abbreviated 11:00 am General Meeting. As in past, meats and sodas & water are provided by the DGRS. Wonderful sides and conversations courtesy of you! RSVP/ details will be available starting in MAY. Stay tuned...

GENERAL MEETING and ICE CREAM SOCIAL July 29, Unless someone else would like to host, this will be at the Millers' in Highlands Ranch. Please let me know if you'd like to show off your space (or have someone you'd like to volunteer 😊). Details to follow...

GENERAL MEETING/ TRAIN DAY at the Larkspur Consolidated Railroad August 23, - A great way to close out the summer meetings!!!

The Leises and the rest of the Larkspur crew are preparing for a day of fun at the Leise Farm. Hot dogs and beverages per DGRS, side dishes alphabetically. Like the picnic, an RSVP will be required so we have enough to eat. ANOTHER not to be missed! More details to follow...

If for any reason you can't make the meetings because of transportation issues, we already have several carpool groups that have developed. Let me know if having a ride would make a difference in your attending, and we'll make sure to facilitate that!

We hope to see you at our upcoming meetings at the Clements Center. It's the best way to hear about changes or get more details as events approach. As always, find me if we haven't talked in a while, or if you're new to the DGRS.



We do have a good number of new members. Please remember to wear your badge if you already have one, so we can put names together with faces. For those who have ordered badges and picked them up, THANKS! A good number are still awaiting their homes. If you'd like it brought to the next meeting, let us know and we'll get it to you.

Michele Miller

OUTREACH

It's all about FUN (with some engineering, modeling, and gardening thrown in!).

The upcoming Rocky Mountain Train Show on April 5-6 is always a great time to connect with folks interested in the hobby. Talk to Scott Vance if you're interested in running or just hanging out and talking with folks. Plus he can always use people to supervise the two activities visitors and kids can operate.

The DGRS layout at the Colorado Railroad Museum is also a great way to promote the hobby and can be done on any days the museum is open. If you're not already certified to run there but have time and want to be, contact Don McCullough for information/ assistance. Once you're cleared, all it takes is a few trains running and friendly conversation over the fence. Also, putting a rail truck, trolley, or small engine on Track 7 and letting folks run it under supervision is a big hit/ conversation starter! The cold and snowy weather has interfered on some of the days folks would be out, but warmer days are ahead...

While we make sure that the DGRS is fully staffed and running on CRRM special event days and weekends, there are other times when the museum has regularly scheduled activities where it's nice but not required to have someone operating:

- 1st and 3rd Tuesdays of each month: kids' programming and Goose rides at least up to May
- Friday tours in both morning and afternoon
- non event weekend days, especially in the afternoons

On non event days, once certified, you can just show up with your badge and start running, no scheduling required. Procedures for opening and closing the layout will be covered during orientation/ training.

In addition to operators helping out at the DGRS layout, the club continues to look for community based outreach.

We're eager to hear any ideas members might have as to school or community events that DGRS could travel to. Please let us know of these, and we'll do our best to make it work!

Outreach also includes helping those in our club who might need help with a specific project that would allow for railways to be built or continue operating. But we need to hear from you!

Talk to Terry Foley, Outreach Chair, or Michele Miller if any suggestions/ questions.



Cherylene Evans



Pete Lammer

Evan Rangle, Zeke Jones and Liam Wright ran trains in the January snow at the museum

Museum Happenings

Thanks to **ALL** our members that have been operating the DGRS garden railway at the CRRM. Visitors are always happy to see it in action.

RUNNING G SCALE at the Colorado Railroad Museum

This is an invitation to all members of DGRS to take advantage of our Clubs Large G Scale layout located at the Museum at 17155 w. 44th Ave on the East side of Golden. You're welcome to run club designated trains or your own trains any time the Museum is open, at no cost to you with free access to the Museum. Enter thru the gate straight back from entrance. Never drive past gated areas into Museum grounds to our layout. GOLF CARTS are available to bring your equipment in.

To qualify for this opportunity a few requirements are needed on your part.

- First a visible Club Badge is to be always worn.
- Sign a volunteer document for the Colorado Railroad Museum.
- Agree to work on the Garden Layout for Eight Hours per year to help maintain the garden or equipment.

After I or a designated senior club member explains the use, care and operation of the equipment, as well as general information, a short test on general rules and operations will be given.

NO CHILDREN UNDER the age of TEN are allowed in the Garden layout due to Insurance Requirements.

Youth from age 10 to 15 must have a parent or guardian present throughout their time within the club layout.

After completion of this short informational session, you will be able to run any time the Museum is open during regular hours. We would encourage you to run on the weekends, however any day that meets your schedule would be greatly appreciated. The museum is closed on Mondays.

For more information or to get started at the layout, please contact me (contact info is in the Members section).

Thank You.

Don McCullough






Pete Hendel

**Recent Photos of the
Museum Layout. Taken
Sunday Feb 2, 2025**




P Hendel



**The Museum Layout.
Photo taken in July 2017
with all the visitors**



**THE COLORADO RAILROAD MUSEUM
PRESENTS THE
HIGH PLAINS 3 RAILERS MODULAR LAYOUT
APRIL 24, 25, 26 & 27, 2025**



Enjoy the sights & sounds of classic O-Gauge toy trains from 1925 to the present.

Try our ever-popular layout search & find.

Colorado Railroad Museum - 17155 W. 44th Avenue, Golden, CO

General admission rates apply, which include access to all museum exhibits including the DGRS G-Scale layout and the Denver H.O. Model Railroad.

See you there!!!

**Join Us for the February Swap Meet and
Pizza Party**

With a Bit of Business

February 25, 2025 at the Clements Center

- 6:30 PM -- the room opens for set-up by sellers. Please, no swapping until after the business meeting
- 7:00 PM -- Business meeting. We will have Share & Tell. We will also have action items concerning the budget and a grant request. We will not have door prizes this month since folks may be leaving at various times. Door prizes will return in March!

After the business meeting shopping, swapping, visiting, and pizza

Members who have not yet paid their 2025 dues are asked to renew now or to bring cash or your checkbook to renew at the swap meet. \$36 for individuals; \$48 for families

See you there!!

Winter Train

Rides

Contact the railroad for dates and times.

Rides are in this year. Please support the scenic lines in Colorado:

Royal Gorge Railroad:

<http://royalgorgeroute.com/more-info/videos/>

Cumbres & Toltec Railroad

<http://cumbrestoltec.com/>

Leadville & Colorado Southern Railroad

<http://www.leadville-train.com/>

Georgetown Loop Railroad

<https://www.georgetownlooprr.com/>

Rio Grande Scenic Railroad

<http://www.coloradoscenicrails.com/trains/riogrande/>

Durango & Silverton

<https://www.durangotrain.com/>

Cripple Creek & Victor Narrow Gauge Railroad

<http://cripplecreekrailroad.com/>

Pikes Peak Cog Railway

<http://www.cograilway.com/>

and

The Colorado Railroad Museum

<http://coloradorailroadmuseum.org/>

Summer Tours

Summer tours are on the horizon and it is time to consider opening your line to club members. Last year we didn't have many in the early summer, so think about this year.

To give you inspiration to get your layout ready, James Mackay created a great video of the 2024 Summer tours. This is Volume 1 of the tours and is about 5 minutes of great videos.



<https://www.youtube.com/watch?v=ZFzdZI6HxPY>

Thanks James

Choo Choo Sew

Choo Choo Sew members managed to finish the T-shirt quilt and it will be raffled off this year. We will let you know how much each ticket will cost for a chance to win this unique DGRS t-shirt quilt.

We will be meeting on February 20 at 11:00 AM at Cherylene's home to choose our next project. Bring your ideas for a project and anything you might be working on or have recently completed. We enjoy seeing each others work and may be inspired by your work.

Cherylene will provide homemade soup for our lunch and attendees are invited to bring something to compliment the menu.

Call Cherylene to RSVP or for more information.

Train News

Rocky Mountain Railroad Club

This page shows interesting railroad happenings as well as breaking railroad news. Check it often as you may learn about new events and ideas for your railroad. [Rocky Mountain News and Photos](#).

Rail Pictures and Videos

Photos from all over the US. You can select the locomotive type, railroad, location, etc.

<http://www.railpictures.net>

Colorado Railroads

Colorado Railroads, a site for the fans of past and present railroads serving the Centennial State.

<http://www.corailroads.com/>

GR News

GRNews.org

[GRNews on Facebook](#)

[GR News on Instagram](#)

Don't cheat yourself, check it out and enjoy the stories!



Exhibits Committee

Scott Vance Chairperson

The Rocky Mountain Toy Train Show is coming in early April! We need as many members as we can get to help with the set up, running of trains and supervising the kids corner as well as the take down. Scott will see that the trailer arrives early on the morning of the setup and that a layout plan is ready to follow. Your help with unloading the trailer and getting all that track together is always much appreciated. Get the dates on your calendar. We really need younger people with healthy knees to help with the set up on Friday, April 4. Then we will need people willing to arrive with their trains to run during the show on April 5 & 6th. Take down is usually a quick job after the show closes. Members will have fun and meet other train enthusiasts.

We attract potential members at this event. In fact, last year several new members joined DGRS after they saw us at the Rocky Mountain Toy Train Show. Let's do it again! We need those new enthusiastic people in our club!

- ☀ April 4th Set up
- ☀ April 5th & 6th Show
- ☀ April 6th after show closes, Take Down

Outreach Committee

Terry Foley, Chairperson

We tend to think of going to new places to tell potential new members about DGRS, but perhaps the best thing we can do is make sure that all of our new members get a special invitation to join our activities and make them feel wanted. Terry is going to make a point of getting a letter or phone call to each new member to be certain that they understand what we are doing and how they can get more involved. He will try to give them all a small gift as a token of our appreciation for their joining.

If you have other ideas that might help new people to feel more a part of the club, please contact Terry or any board member to share your thoughts.

MAKING TRAINS FUN

Haven't we always said that the way to attract folks to the G scale hobby was to make it fun and interesting? Those who have attended at least one of the past three National Garden Railway Conventions have likely had the pleasure of meeting Malinda and Steve Jungst from Nashville, TN. In addition to being wonderful folks, they're largely responsible for getting youth directly involved at our national conventions by making hands on youth modeling clinics and contests a routine part of the past three held. It all started at the 2021 NGRC in Nashville with buildings donated by Michael's Custom Woodworking (Michael Niebaum of Louisville, KS) and flat cars donated by USA Trains (Charlie Ro, Jr. of Malden, MA)...




Fast forward to



Denver and the 2022 NGRC, where the youth clinics continued. With higher registration numbers anticipated post-pandemic, the Jungsts built the buildings themselves from their own wood they had on hand/ had purchased, plus donations of wood from others. The youth applied their creativity and available materials to create their own diorama with their building. The materials came from a variety of sources-donations from fellow modelers, hobby stores, swap meets / train shows, garage sales, online...you name it! Similarly, the USA Trains-donated center-beam cars provided the framework for the youth to build unique flat cars, again using the materials available from the Jungsts' tubs. The results: Awesome!

The 2023 Bay Area NGRC included the youth clinics, focusing on flat cars only. USA Trains once again donated from their stock, and because of high participation, the Spilsburys and Jungsts bought and donated additional flat cars so that no one wanting to participate was turned away!

In 2024, without an NGRC to attend, the Jungsts took the youth clinics to the Northeast Large Scale Train Show in West Springfield, MA in April, and then to Atlanta, GA in August (this was the event that I chose to attend over our Larkspur general meeting, if that tells you anything about how much I support what they're doing!). More buildings provided by the Jungst Building Company, and flat cars generously donated by USA Trains made both shows a hit!



Because of the all positive responses received along the way, Malinda and Steve decided to formalize their program towards the end of 2024, naming it simply "Making Trains Fun". The goal: to provide fun experiences for youth and their adult family member(s) via a creative activity they can enjoy together. As of 2025, Making Trains Fun has four events scheduled for the year.

The plan moving forward is to attend each NGRC plus 3 additional large scale train shows annually. During years without a national convention, they'll look for a 4th large scale train show.

Denver's April 5-6 Rocky Mountain Train Show is the first event of 2025 for Making Trains Fun. Two flat car clinics will be held on Saturday and one on Sunday. Participants will range from 6-16 years, with sign up at the show on a first come first serve basis. There is no participation fee. Some details are still being worked out, but you can get any updates or send questions via the website: makingtrainsfun.com, or even access the webpage via Facebook - search Making Trains Fun. The website gives all four future dates /locations (including NGRC 2025 in Sacramento).

Since 2021, 42 buildings and 137 flat cars have gone home with proud kiddos through the Jungst's youth clinics. While Making Trains Fun is a self-funded



program rather than a business, it has operating costs. Monetary and materials donations from all those involved in the project have helped to cover costs in the past. The Jungsts donate materials and time for the wooden buildings, pallets, and boxes they create, plus other odds and ends purchased for the youth to personalize their projects. USA Trains has graciously offered to provide enough flat cars annually to cover needs for up to four shows per year. Charlie Ro, Jr. is a true believer in the importance of getting the youth and their families involved in the hobby. The Making Trains Fun community serves as personal shoppers at hobby stores, garage sales, train shows, etc., looking for (roughly 😊) G scale sized animal or people figures, or any materials that could be incorporated by the youth into their creations!



Bottom line: As this program grows, it'll require a larger community to support the need for materials, thus ensuring that the youth have plenty of choice as they create. I encourage you to look through your odds and ends drawers/ crafting cabinets/ scrap wood supply/ give away bags to see if



there's anything that might be useful. Animal and people figures you no longer need on your layout, scale size buckets, boxes, etc...the kiddos aren't picky, but they love choices! As mentioned previously, garage sales, swap meets, and train shows are also great places to pick up these things cheaply, especially if vendors know why you're



purchasing them 😊. See the included photos to get thinking of possibilities...

If you have items to donate but won't be at the April show, I'll happily pick them up or we can connect at any of the upcoming meetings (or the museum layout).

Regardless of whether you're successful in finding anything to drop off as a donation, if you're at the show please stop by and say hello/ see what Making Trains Fun is all about! The clinic area is in the Hall of Education East-just west and south of the DGRS layout. In fact, if all goes well, at the end of each clinic, the created flat cars will have a brief run on the DGRS layout so the kiddos can see how their flat car looks moving as part of a train!

Hope to see you at the show!

Michele

CTTF's next O & G Gauge Auction will be Saturday March 8, 2025.

Please join us on Saturday, March 8th, for our next Toy Train Auction. The auction will be held at the

American Legion Post # 161,

6230 West 60th Avenue, Arvada, CO.

This auction will be Saturday March 8, 2025.

Viewing starts at 8 a.m. and bidding at 8:45 a.m.



Auction Summary

The Colorado Toy Train Foundation is holding another one-day, O & G Gauge auction on March 8, 2025, at the American Legion Post 161, 6230 W 60th Avenue, Arvada, CO 80003. Viewing begins at 8:00 a.m. and the auction will begin at 8:45 a.m.

Note: the bidding will begin at 8:45 a.m.

This 425-lot event features more than 50 lots of G gauge and over 350 lots of O gauge equipment. Everyone will find something to like, including passenger cars, freight cars, Steam & Diesel engines of all sizes, track switches, accessories, buildings, and more. G gauge manufacturers include LGB, Bachman, Aristocraft, USA, and others. O gauge manufacturers include Lionel, Weaver, MTH, Menards, and more. For those looking to enhance their layouts, there are plenty of accessories, layout vehicles, track and buildings.

All the details are available in the auction list which can be downloaded free (click below). A registration form and selected photos are also available. Questions can be emailed to John at coloradotoytrains@msn.com or by calling him at (303) 877-6799.

<https://coloradotoytrain.org/auctions>

Publications

The best experience of the DGRS newsletter is to read it online or download it and read it on the computer or tablet. Articles and topics provide links to photos, videos, additional information and enhanced content that supplements the article.

If you print it and read it off-line, you will miss a lot of the content. As an example, there may be links to other web sites, documents and movies that you would not be able to access if the newsletter was printed.

Any links in this newsletter were active at the time of publishing. In some cases, the web site may have ceased operation, the material was removed or expired, and it is no longer available. We have no control over these issues, but try to make sure the links are active at publication time.

The newsletter content is for DGRS members and all Garden Railroad club members. We do not share email addresses nor telephone numbers within the general part of the newsletter. For DGRS members, there is a Members Only section that is not distributed to other organizations.

If you need to contact DGRS, the following email addresses are available:

Club President: denvergardenrailwaysociety@gmail.com

Web Site: Webmaster@DenverGardenRailway.org

Pete Hendel

Garden Trains on Facebook and YouTube

Facebook has Public and Private Groups.

A Public group on FaceBook allows anyone to see who's in the group and what they post. It is visible to anyone.

A Private Group allows only members to see who's in the group and what they post.

Most Groups are visible and anyone can find the group. When you join Facebook, you do not have to provide any information that you do not want to share with others.

This is a **Public Group**: [GRNews on Facebook](#), and you do not need a Facebook account to view.

The following are **Private Groups**, and you need a Facebook account and join the group to see what is posted.

DGRS has a Private group page (Denver Garden Railway Society). Videos of the operations and others are posted there.

<https://www.facebook.com/groups/970224199655068/>

These are other Private Groups:

G Scale Trains: <https://www.facebook.com/groups/248809748503280/>

LGB Train fans: <https://www.facebook.com/groups/52647946993/>

LGB Train Sales & Trades: <https://www.facebook.com/groups/316404888778962/>

GScale.Net: <https://www.facebook.com/groups/gscale/>

G-Scale- Garden Trains: <https://www.facebook.com/groups/268889036532980/>

Rocky Mountain Railroad Club: <https://www.facebook.com/groups/rockymtnrrclub>

There are many other groups on Facebook that have similar interests.

PLANT TALK

Its spring time and we have cold weather and long nights to deal with until Spring and Summer. To encourage members to talk about plants and tell stories about gardening, the editors of the newsletter are making space for a monthly discussion/exchange or plant ideas and experiences. Please send in your stories as soon as you can because the next newsletter will be coming out in March.

It's Beginning to Look Like Spring!

I know it's February and you're not necessarily thinking of gardening but now is the perfect time. While looking at your railroad (in the snow) and thinking about what you may need or want to do to get it ready, also include your flowers. What's a garden railroad without the garden?

Now is the time to sign up for newsletters from your local garden shops so you're the first to hear about seeds, flowers, & coupons. In a few months you can sign up for classes, usually these are an hour long on the weekends. Here's a short list of places in Denver but I encourage you to do your own search for your area.

https://www.yelp.com/search?find_desc=garden+center&find_loc=Denver%2C+CO

Most importantly, I'm including the link to Resource Central and their water-wise gardens I spoke about last year in my talk. They have many "Garden In A Box" ideas for you to look through. Order now, pick up is in May all around the front range. You won't be disappointed.

Really read their website as they offer more water conservation ideas than just flowers. I'll have more flower fun in the future.

<https://resourcecentral.org/>

Sara Burns



My early start for spring bulbs

I had a lot of bulbs dug up in the summer that I failed to put back in the ground, so I put them in some containers with soil and watered them. In a few weeks I had color.

Pete



Opening up our Railways for the Summer

Yes, it is still winter and we can only hope that Spring will come soon. But it will come, and when it does, many of us will be anxious to get into our yards and open-up our Railways.

For some, rather than feeling anxious to get outside, they may serious anxieties about being able to open their railways for the summer. Examples of such anxieties could be:

- I don't feel strong enough to do the work that must be done, or
- I don't have the energy I judge is needed to open the railway, or
- I don't know why my railway wasn't working right as winter shut us down last year, or
- Any one of a number of other anxieties that are real.

The point is that some club members may feel anxious about the obstacles they have to overcome before they can enjoy running trains on their railways. Those obstacles are real, but there is help within the club to overcome those obstacles.

In the past, several members received help from other club members, and the experience was worthwhile for those helping as well as those being helped. We have many kind railroaders in the club who are willing to help. So if you face challenges in opening your railway, whether those challenges be physical endurance, operational (such as electrical, mechanical, lighting, etc.), knowledge of how to overcome an obstacle, or just the lack of energy to tackle the job, other club members may be able to help. But the first step is to ask for help. Many of us don't like to ask for help, and it takes courage to take that first step, but many club members are willing to help. So if you would like help this spring, please let the DGRS Board members know and will see what can be done.

While the first step is asking for help, the second step is sharing what the problem might be. In order to get the right people to help, be sure to explain to the best of your ability the general nature of the obstacle and what possible solutions you see. From there, we will seek volunteers, arrange for a date, and then watch the magic as your railway comes back to life.

This article was written by Jim Desautel in February 2020.



You can
go from
here



to here



INSTALLATION NOTES FOR FENTON'S "LARGE SCALE" RAIL JOINER SCREWS rev.1-24Byron Fenton, 2783 S. Meade St. Denver CO 80236 email: info@mhgrs.com**Using these screws will provide a good permanent electrical and mechanical joint
NOT FOR USE ON Stainless Steel OR NICKEL SILVER
TRACK**

- A. Generally the screws can be installed after the track has been laid in place. If the track is hard to get to you may want to install the screws at the time you lay the track or maybe even before you lay the track. I recommend filing all sharp edges off the end of the rail first.
- B. Install two screws on each rail joiner, one each side of the rail joint, do this even when the joiner has been attached by the factory. Install each screw about halfway between the end of the rail and the end of the rail joiner. The rail joiners can be installed on the outside or the inside of code 332 rail (LGB or Aristo); on smaller rail check the flange clearance before installing the screws on the inside of the rail. When possible install both screws on the same side of the rail. Be sure to put a screw in the end of the rail joiner that it is factory attached to the rail. Very often the factory-attached end is the one that will loose electrical contact.
- C. Tighten ALL rail joiners before installing them on the track and this will give you better track alignment and electrical connections.
- D. Using conductive grease will help keep water (ice if it freezes) out of the rail joiner. If the water freezes in the rail joiner, it tends to fracture the joiner at the bottom edge and the rail joiner will break and the sides will fall away. When properly installed the screws will hold the one side and the bottom of the rail joiner in place and maintain rail alignment and electrical contact. Not required unless track is in a wet environment in freezing conditions.
- E. Before drilling the holes, be sure the track is properly aligned. The screws will hold the rail in the same position as when the holes are drilled. Aligning the rail first can eliminate kinks, dips, and ridges from the track joints.
- F. Drill the holes at about a 45-degree angle, using a #46 drill, and drilling down through the rail joiner, rail, and out the bottom of the rail joiner. When starting the hole lowering the angle will reduce the drill bit walking on the rail joiner. When the drill goes through the rail joiner return to the 45-degree angle. If the holes are drilled at too low an angle, there will be a tendency for the drill bits to break when the bit catches on the bottom of the rail joiner. Objects below the rail that may bind the drill bit will also cause it to break.
- G. I recommend drilling the hole to the right of the rail joint first and installing that screw before drilling the hole to the left of the joint. When the hole to the left of the joint is drilled it tends to pull the rail ends together, making a tighter rail joint.
- H. I recommend using a screwdriver with a hardened steel tip, (see K Below) put a drop of oil in the screw hole before inserting the screw. If you are having problems with getting the screws all the way down, you may want to try a larger drill (#45, especially for harder Aristocraft rail). If you are stripping the holes (usually smaller or softer rail, "aluminum" then you may want to try a smaller drill. Larger drills are a smaller number (i.e. #44) and smaller drills have a larger number (i.e. #47).
- I. Generally when these screws are used you will only have to supply power to your rail at one point for each block or section of your layout, regardless of track length.
- J. Screws also can be used to provide electrical connections to the rail. Use a small ring terminal crimp on or solder connector on the wire or just bend it in a loop or hook shape and coat it with solder. Always use stranded wire for your wiring. Solid wire will stress fracture and give you problems.
- K. Use a #1 Phillips head screwdriver bit. I recommend using a hand screw driver with a hardened tip such as the Wiha model 261/PH 1x60 I have found some screwdriver bits have too long a point and cause stripping the screw head, using a grindstone, grind off a very small amount and check it in a screw.
- L. Removing screws with stripped heads. Using a motor tool with a narrow cut off wheel, cut a slot inline with one of the crosses and use a slotted screwdriver that fits and remove the screw by hand turn very slowly at first until it is loose.
- M. Screws are SS #2 x 5/16" or 3/8" may be available from a screw supply house or they can be ordered from me. Current price \$25 for 500 screws plus \$5 shipping-any quantity.

UPDATE

KADEE Coupler Tips and Body Mounting

By Byron Fenton revised, email: info@mhgrs.com

More information on other topics is available at www.mhgrs.com

Kadee Couplers Update

Bending the uncoupler pin. The uncoupler pin for the 900 series coupler cannot be bent as per the diagram for the earlier couplers, you must use two pair of pliers to bend or straighten this pin. Kadee actually recommends doing this for all couplers.



From Wayne Russert

One of the last coal-powered sheep .
Most sheep are all electric now.



Railroad Movies

Location: Cumbres & Toltec

- The Good Guys and the Bad Guys: 1968
- Shoot Out: 1970
- Showdown: 1972
- Bite the Bullet: 1974
- The Fortune: 1974
- Missouri Breaks: 1975
- Butch and Sundance: The Early Years: 1978
- The Legend of the Lone Ranger: 1980
- The Ballard of Gregorio Cortez: 1980
- Where the Hell's that Gold: 1988
- Indiana Jones and the Last Crusade: 1988
- Brotherhood of the Gun: 1991
- Wyatt Earp: 1993
- Great American Train Rides: 1994
- Gunfighters of the West: 1998
- Jericho: 2000
- PBS American Experience: Wyatt Earp: 2010
- Klondike (mini-series episode 1.1): 2014
- PBS American Experience: Billy the Kid: 2014
- A Million Ways to Die in the West: 2014



Pete Hendel



Pete Hendel

Garden Railway Club News

This section is an opportunity for our members to learn from the efforts, tips, techniques, and news of other garden railway clubs. Please Click on each club name below or go the following link to access all the clubs:

<https://www.denvergardenrailway.org/index.php/links-to-other-clubs/>

[Northern Colorado Garden Railroaders](#)



**Northern Colorado
Garden Railroaders**

[***Mile High Garden Railway Society***](#)

THE GARDEN WHISTLE

[New Zealand Large Scale Newsletter](#)

[Bay Area Garden Railway Society](#)



[Puget Sound Garden Railway Society](#)



[Rose City Garden Railway Society](#)



[Central California Coast Garden Railroad Society](#)



[Northern Ohio Garden Railway Society](#)



[Garden Railroading News \(GR News\)](#)



2025 DGRS Calendar

DATE	EVENT	DETAILS
Feb 25, Tuesday	General Meeting, Our regular General Meeting & Swap Meet will be held at the Clements Community Center. Free PIZZA and stuff.	7:00 PM, Clements Community Center 1580 Yarrow St., Lakewood, CO 80214
Mar 4, Tuesday	DGRS Board Meeting	7:00 PM, @ Doug Mayes Office. 7114 W. Jefferson Ave, Suite 210, Lakewood 80235
Mar 13, Thursday	SCFD Free Admission Days at the CRRM. 9am - 5 pm. Train rides and exhibits	DGRS operators needed to run trains 10 am to 4 pm
Mar 18-21, Tue-Sunday	Spring Break at the CRRM. Train Rides, pop-up exhibits from local cultural partners, a craft project, and a host of other special activities and demonstrations	DGRS operators needed to run trains 10 am to 4 pm
Mar 25, Tuesday	Our regular General Meeting will be held at the Clements Community Center. Program to be given by Jeff Taylor of the Colorado Railroad Museum.	7:00 PM, Clements Community Center 1580 Yarrow St., Lakewood, CO 80214
Apr 1, Tuesday	DGRS Board Meeting	7:00 PM, @ Doug Mayes Office. 7114 W. Jefferson Ave, Suite 210, Lakewood 80235
April 4-6	Rocky Mountain Train Show at the the National Western Complex, Denver	Setup Friday April 4, 8am - 5pm, Run Trains Sat & Sun April 5 & 6. Tear Down Sunday April 6, 4 pm
Apr 29, Tuesday	Our regular General Meeting will be held at the Clements Community Center. Bob Schoppe will talk on developments on the Como rebuild.	7:00 PM, Clements Community Center 1580 Yarrow St., Lakewood, CO 80214
May 6, Tuesday	DGRS Board Meeting	7:00 PM, @ Doug Mayes Office. 7114 W. Jefferson Ave, Suite 210, Lakewood 80235
May 23, Friday	Boulder County Free Admission Days at the CRRM 9am - 5 pm. Train rides and exhibits	DGRS operators needed to run trains 10 am to 4 pm
May 27, Tuesday	Our regular spring gardening meeting will be held at the Plum Creek Market	6:00 PM, (Orchard and University in Greenwood Village). Details later

NOTE: Except for special events, train rides at the Colorado Railroad Museum are usually on Tuesdays, Thursdays, Fridays, Saturdays and Sundays. Usually there are no rides on Wednesdays. Train rides can be Galloping Goose, Diesel or Steam (starting in May).