



NEWSLETTER

Denver Garden Railway Society



Ron Keiser

CONTENTS OF THIS ISSUE

View from the Caboose	Hospitality	Publications
Programs	Outreach	Members ONLY
Museum Happenings	Clinics	

On the Cover

Ron Keiser's Berlin G scale "Casey Jones". The real one is still in Silverton, CO and was used to haul miners from the Sunnyside Mine into Silverton. Built from a 1915 Cadillac belonging to the Sunnyside Mine in Eureka, above Silverton. It was driven by miners on the D&RG tracks between Silverton and Durango and up to the mine, until the railroad stopped the practice and it was parked in Silverton. This is sometimes mistaken for a "Gallopig Goose" from the Rio Grande Southern but they aren't related.

Newsletter Contributors this Month

- A Special Thank You to each

Alan Olson	Byron Fenton	Marilou Hendel	Terry Foley
Al Blount	Cherylene Evans	Michele Miller	Vivian Pershing
Alan Olson	Don McCullogh	Mike Burns	
Anne Loring	Jerry Driver	Pam McGuire	
Bob Finch	John Hart	Pete Lammer	
Bob & Paulett Poncar	John Waber	Ron Keiser	

Annual Dues

CLUB DUES FOR 2025 ARE DUE:

Family membership \$48

Individual membership \$36. Please make checks payable to **DGRS**

Mail to :

Denver Garden Railway Society co/Al Blount

6038 Iris Way, Arvada, CO 80004

Garden Railway Club News

This link is an opportunity for Garden Railroad enthusiasts to learn from the efforts, tips, techniques, and news of other garden railway clubs. Please Click on the following link to access all the clubs that share newsletters with DGRS:

<https://www.denvergardenrailway.org/index.php/links-to-other-clubs/>

View From the Caboose



We had quite an extended summer this year. The fall leaves had reduced our ability run trains. So I blew, raked, vacuumed leaves and thought we might have a few more days or weeks of Indian Summer when the snow arrived bringing down the last of the leaves and banishing any hope of running a train. Since our layout is on the north side of the house, I doubt that we will attempt to have a train on the track until spring. I'm not complaining, I don't think I would enjoy gardening year around anyway.

Our club has had a busy year too.


- We participated in the Toy Train Show in early April and visited with thousands and thousands of potential members. We were so grateful that Scott was able to be there after his accident and a very long hospital stay.
- We had a picnic/swap meet at the museum in late June.
- It was delightful visiting many of your layouts during the several open house events this summer.
- I was unable to be at the Ice Cream Social, but it was reported to be a success in July.
- Many of us had a lot of fun in August riding the trains at the Leise Ranch in Larkspur.
- In September we participated in the Day Out With Thomas events with our trains running at the museum for 3 weekends.
- A small number of members participated in the trestle clinic in October.
- Our museum layout got some much needed work completed (although there is always more that can be done). The tunnel had to be replaced, and the pond was cleaned out and new rock added. The steam track got new ties and switches. Many buildings have been repaired. We have transplanted some plants from one area to another as growth and usage demands. The weeding, picking up leaves, cotton, or other debris is a continuous chore on all of our outdoor layouts.
- We donated \$2000 to the Trolley Museum in Colorado Springs to replace upholstery before opening a car to the public. They have been most grateful for our donation to this worthy project.
- We will be setting up our layout at the National Western Complex for the Christmas Show on November 21. People are introduced to our hobby at these shows and it can be a delight to visit with potential new members. Let Scott Vance know if you are able to help on any of the days, setting up or running trains as well as taking down on Sunday Nov. 24.
- Our last meeting of the year is on Nov. 19th.

You are all a part of a very active club and I have enjoyed being your president very much. It is very rewarding to work with people who like trains. Unfortunately my family needs my time and attention and it is important for me to step back next year. I know that many of you are capable of filling these important roles. Please consider volunteering to assist one of our committee chairpersons. I bet you will be surprised at how much fun we have!

We do not meet in December but we make up for it in January with our post holiday party and meetings. Happy Holidays!

Cherylene

Programs



November 19

Our regular General Meeting will be held at the Clements Community Center. James Mackay will share a program on George Campion, who worked as a fireman and also worked on the rotary snow plow for the Colorado Southern RR.

December - No Meeting

The Christmas Party will be held at **Cinzetti's January 12, 2025.**



January 28, 2025

Our regular General Meeting will be held at the Clements Community Center. Lindsey and Rosa Ashby will talk about how all the equipment was moved to Silver Plume to start up the Georgetown Loop.

February 25, 2025 - Swap meet

Our regular General Meeting with Pizza will be held at the Clements Community Center.

March 25, 2025

Our regular General Meeting will be held at the Clements Community Center. Program to be announced later.

April 29, 2025

Our regular General Meeting will be held at the Clements Community Center. Bob Schoppe will talk on developments on the Como rebuild.

May 27, 2025

Our annual discussions the garden part of garden railroading. Location TBD.

Ron Keiser

Hobo Brunch



The Hobo Brunch Group meets on the 2nd Saturday of every month at 8:30 a.m. Next meeting **Dec 14** at **Yanna's Cafe**. Just show up, no reservations necessary! **NOTE LOCATION CHANGE**

Location: **Yanna's Café, 205 S Sheridan Blvd., Lakewood, CO 50226**

Museum Happenings

The Polar Express has arrived, with November 8th the first official run!

Following a successful Harvest Haunt weekend with plenty of trains running, we moved into Polar Express mode. To beat the predicted snow storm and get the layout decorated in time, a group of Saturday operators and family members took advantage of a nice fall day to get most things up. Special thanks to the Parent and Motzkus families, Alex Manne, and Bob Proctor for helping beat the storm.

Operations and work around the layout continue despite Polar.

Thanks to the work of Mike Harris and Joe Foss on Saturday 11/2, the live steam table has newly installed switches to go with newly laid track. Always a work in progress!



Terry & Patti Foley picked up a load of topsoil for the tunnel from Ewing Landscape in Englewood. The price was \$48.25, but Ewing charged the club \$12.50 as they liked our layout when visiting the museum. If you

live near them your support would be appreciated. On Nov 4th six of our members spread the soil on the tunnel. Hopefully no more will be needed and plants can be added in the spring. Thanks to Don McCullough and his crew for making this happen.



Monday 11/4/2024: A cold snowy day to put the last load of dirt on the DGRS layout's tunnel. Thanks to Terry and Patti Foley for transporting the dirt. They along with Bob Dunlap and Don McCullough did some heavy lifting to put it in place!



Leaves continue to fall, with plenty more to drop over the coming weeks. Feel free to fill the big trash can up. Because our buildings are delicate, remember to use hands rather than rakes to gently clear areas around the buildings. Full bags can be left by the Museum trash cans.

James Mackay is making a video program of our layout.

The track, switches and the two bridges the Steam Group removed from a layout south of Denver has brought in \$300 dollars to date with some track and switches still available to members. Call Don if you're interested 720-235-7365.

Don't forget that between now and through December 23rd we must close early, leaving the grounds by 3 pm for Polar Express to set up.

Alan Olson & Don McCullough



HOSPITALITY

HOSPITALITY COMMITTEE

We've had a busy 2024, with lots of good times. From interesting speaker topics to off site activities (plant nursery visits, our summer museum picnic, ice cream social, and Larkspur Consolidated Railroad train day), we try to keep things fun!

Here's what's happening moving into early 2025...

GENERAL MEETING: Tuesday November 19 at 7pm. Please bring your favorite Thanksgiving appetizer or dessert to share.

No December meetings/ activities. Enjoy welcome downtime with family & friends over the holidays!!!

POST HOLIDAY PARTY: Sunday January 12 2025 from noon-2pm at Cinzettis in Northglenn. All the wonderful food you can eat and great conversation with your DGRS friends (plus tasty gelato!). Save the date, and see the Members Only section of this newsletter for RSVP/ payment details. Also, look for reminder emails as the date nears. Hope to see you there!

GENERAL MEETING: Tuesday January 28, 2025 at 7pm. Bring your favorite new dessert for the New Year!

GENERAL MEETING: Tuesday February 25 at 7pm. Our Winter Swap Meet / Pizza Party. Make sure you let Michele know if you have a favorite Papa John's pizza that you'd like to see!

REMINDER:

We have a good number of new members. Please wear your badge (or your membership card in a lanyard sleeve). This helps us all put names together with faces! We still have badges in the Alpine Tunnel Building, awaiting their homes.

Can't wait to see everyone at one or all of these upcoming events. Please reach out if any questions! Can't wait to see everyone-reach out if any questions!

Michele

OUTREACH:

Museum patrons and staff notice the trains running more frequently. If you have time to spare, Tuesdays and Thursdays (and all afternoons really) tend to be lighter for operations... 😊

The club continues to run on special event days at the Museum. These are important as we see folks from as far north as Cheyenne, as far south as Pueblo, and even the Western Slope and Eastern plains!

Thanks to Bob Proctor for taking on the task of organizing this & making sure we have a good presence on those days. Moving forward, the official email sign up for special ops days will be: dgrslayoutops@jjrmdesign.com

Even though the next couple months are all about Polar, the museum continues kids' programming on the 1st and 3rd Tuesdays in the mornings, so we're always appreciated, but not expected to run trains on those days.

We continue to look for community based outreach. Terry Foley, Outreach Chair, has his sights set on planned Rec Center events (starting with South Suburban as a pilot). Stay tuned, and let him know if you'd like to be involved in the planning! This will hopefully attract more people (individuals and families) to the hobby. We're also back to talking with Hudson Gardens. This might turn out to be an option for folks on the south end of town, who want to help but find the museum to be too long of a trek! Terry himself will be Train Claus a couple times in December!

We're also eager to hear any ideas you all might have as to school or community events that DGRS could travel to. Please let us know and we'll do our best to make it work!

Remember, Outreach also includes helping those in our club who need extra hands to start a layout, or get an existing one back in service. Don't hesitate to ask for help!

The Gardens on Quail in Arvada (recently on tour) is looking for help with their layout-periodic maintenance and running. Eric Petty has helped them in the past. Check in with him at our next meeting or email him at pettyhomeco@gmail.com for the scoop!

Finally, the Colorado Springs Trolley Museum is still looking for volunteers to spruce up their layout & get it back to functional status. I plan to visit them in the New Year. Contact Michele Miller if you're interested in a road trip to the Springs to help assess their needs!

Michele



Old DGRS Photo

CLINICS

Trestle Clinic Saturday, October 19 at Terry Foley's



Terry Foley



Terry Foley



Terry Foley



Terry Foley



Terry Foley



Durango & Silverton photo

Exhibits

The Denver Christmas Show at the National Western Complex



November 22-23, 9am to 7pm
November 24, Sunday, 10am to 5 pm

[Link to James MacKay's video](#)

Nation Denver al Western Complex, 4655 Humboldt St., Denver, CO 80216.

Please contact Scott, 720-448-5002 if you can help

For DGRS members helping out, dates and times are as follows:

- **SETUP** on Thursday, November 21st starting at 9:00 am
- **RUNNING TRAINS** - Bring your own trains and have them on the track ready to run at the following times:
 - Friday, November 22nd, Morning session: 9:00 am - 2:00 pm, Afternoon Session: 2:00 pm - 7:00 pm
 - Saturday, November 23rd, Morning session: 9:00 am - 2:00 pm, Afternoon Session: 2:00 pm - 7:00 pm
 - Sunday, November 24th, Morning session: 10:00 am - 1:30 pm, Afternoon Session: 1:30 pm - 5:00 pm
- **TEAR DOWN** on Sunday, November 24th starting at 5:00 pm

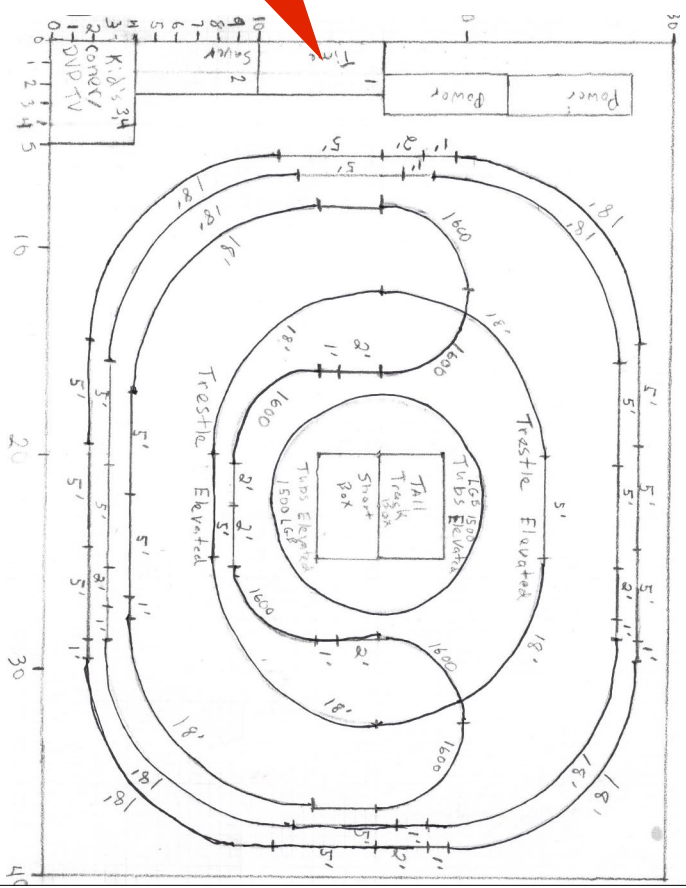
See next page for. locations and plan.

FLOOR PLAN



DGRS
Layout

ENTRANCE



Publications

Publications

This part of the newsletter contains articles and photos provided by club members. Part of the enjoyment of Garden Trains is to see other layouts, engines and rolling stock, thus it helps the hobby if club members, or readers of the newsletter provide photos and stories for the DGRS newsletter, which is sent to clubs all over the world.

To submit an article, you can include the text in a Microsoft Word document, Apple Pages document, plain text or just in an email. Photos can be sent by email also. It is best if the photos are sent separately so the quality is not lost. PDF files are difficult to edit/format, so they are not preferred. Thanks for your contributions.

Pete Hendel pbhendel@gmail.com



Anne Loring

Garden Trains on Facebook and YouTube

Facebook has Public and Private Groups.

A Public group on FaceBook allows anyone to see who's in the group and what they post. It is visible to anyone.

A Private Group allows only members to see who's in the group and what they post.

Most Groups are visible and anyone can find the group. When you join Facebook, you do not have to provide any information that you do not want to share with others.

This is a **Public Group**: [GRNews on Facebook](https://www.facebook.com/groups/grnews), and you do not need a Facebook account to view.

The following are **Private Groups**, and you need a Facebook account and join the group to see what is posted.

DGRS has a Private group page (Denver Garden Railway Society). Videos of the operations and others are posted there.

<https://www.facebook.com/groups/970224199655068/>

These are other Private Groups:

G Scale Trains: <https://www.facebook.com/groups/248809748503280/>

LGB Train fans: <https://www.facebook.com/groups/52647946993/>

LGB Train Sales & Trades: <https://www.facebook.com/groups/316404888778962/>

GScale.Net: <https://www.facebook.com/groups/gscale/>

G-Scale- Garden Trains: <https://www.facebook.com/groups/268889036532980/>

Rocky Mountain Railroad Club: <https://www.facebook.com/groups/rockymtnrclub>

There are many other groups on Facebook that have similar interests.

EnterTRAINment Junction is closing in January 2025

By John Waber

For 16 years, the G-Scale commercial layout in the Cincinnati OH area has attracted visitors to view its 25,000 square foot layout. My wife, Mary, and I have visited it twice, the first time was 15 months ago, and again last month. On our first visit, I thought we would only spend a couple hours. We did that, and then came back the next day to spend six more hours exploring. We found even more details on our second visit.


I was completely fascinated by their very well executed models. We slowly snaked through the layout which presents several different time periods, starting in the 1860s and ending in the present. Their computer system directed the actions of ninety separate locomotives pulling 1,200 freight cars. Along the path were many buttons that would provoke either a sound effect (e.g. the buzz of a sawmill), or some animation (like the flight of a hot air balloon).

Periodically the overhead lights dimmed, allowing the lighted building and streets to come alive.

We marveled at their modeling of Cincinnati Coney Island. With the push of a big button, we could activate either of the three roller coasters, a Ferris wheel, Tilt-a-whirl or any of a dozen other amusement rides. Very impressive.



John Waber



John Waber

On the weekends, the venue was overrun by youngsters fueled by birthday party cake, candy, and soda. But around the perimeter of the layout, even the outside of the building, were lots of age-appropriate train attractions. The kids zipped by at super-sonic speed while Mary and I leisurely inspected the layout details at about a foot per minute, slowly absorbing the modelers' mindfulness and storytelling.

We paid for two guided tours, the first by a young docent and the second by the owner, Don Oeters. They both showed us where the magic was conjured as we walked through the hidden workspaces below the mountains.

I was overwhelmed by all the trains popping into the subterranean space, then parking, and then later traveling out into the public space. I loved tracing the wiring from the turnouts to the relays. Eventually, Don took us into the computer room, showing us, the multiple LCD displays tracking the location of the trains. As I recall the train software had been purpose built just for the layout, and controlled the trains through DC, not DCC.

Don took us to the maintenance shops where a team of volunteers repaired the rolling stock, and a crew of women regularly repainted figures. Although there are only so many different G-scale

figures one can purchase, by giving each one assorted color clothes, and by occasionally breaking off an arm and reattaching it in a different position, the women made the figures unique enough that only sometimes could I recognize duplicates. There were over 1,000 figurines on the layout.



Don told us that his layout was the largest in the world, even larger than Minatur Wunderland in Hamburg Germany. He had tried to get it listed in the Guinness Book of Records, but the publication wanted way too much money for the listing, and so he gave up on it.

I am going to miss this place. I've learned that the building has been sold and will become a worship center. But there is some hope. When we were there in September, staff said that someone had bought the layout and would be moving it to Las Vegas, NV to resurrect it as a commercial venture under a new name.

EnterTRAINment Junction - World's Largest Indoor Model Railroad in Westchester Ohio

<https://www.youtube.com/watch?v=a54p34nBFAI>

Cincinnati's Coney Island at Entertrainment Junction Video 2013

<https://www.youtube.com/watch?v=8fXIVRld2Fc>

Repairing Scotland's historic 'Harry Potter' bridge

The Glenfinnan Viaduct is one of the best known landmarks in Scotland, but at 123 years old, it's in need of restoration work.

Made famous by the Harry Potter film series, hundreds of visitors gather at the viaduct each day to watch the "Hogwarts Express" train cross its 21 arches.

Rope access teams have been working day and night [in recent months to strengthen the bridge's concrete arches](#) and trackside areas.

The BBC's Iain Macinnes visited Glenfinnan to see how the work is progressing.

Watch more on BBC iPlayer: [From Above - Harry Potter bridge repairs](#)



<https://www.bbc.com/news/videos/c5yx6jw689po>

Additional information, photos and history is available at: https://en.wikipedia.org/wiki/Glenfinnan_Viaduct#


Thanks to Pete Lammer and James MacKay

BIG BOY 4014

Here comes the train, here comes the train...

Oh wait, it's been delayed due to last minute track maintenance.

For those of you who love the Big Boy 4014 as much as we do, we knew we would get a quick glance on Wednesday, October 23rd of the Big Boy departing Union Station Denver at 9 AM and heading to Greeley for a refuel, then onto Cheyenne WY for a rest.



Well, 9 AM came and went. Kirk was situated at the Denver Refinery, keeping us posted at work, so that we could run out our back dock doors to watch the amazing World's Largest Train go by..

Good news, only track maintenance was the delay – or so we were told. 11 AM came and so did 4014.

Several of our co-workers were overwhelmed at the magnitude of the Million Pound train. What an experience. It may have turned non-train people into train people.



Thankful to be witness to an amazing experience; in the past, we would have been chasing said train from Point A to Point B.

I hope at some point, if not this time around, you all get to stand by The Big Boy 4014, the last of its kind. Stay on Track!

Pam McGuire



LIONEL 027 BLOCK SIGNALS on the SKYLINE AND SCREE RAILROAD

by John Hart

I am always looking for some action add-ons to the layout. Turns out, many Lionel operating accessories were much too big to be realistic with O-gauge trains, but seem just about right alongside G-scale motive power. Examples I have used are automatic crossing gates, semaphores, and, as described here, the O27 6-2117 Operating Block Target Signal.



John Hart

Here is one alongside an LGB Cog Loco.

This article describes how I wired these up to function as set (red) and release (green) signals located before a station as trains pass by, come to a stop for a time, then carrt onwards, eventually resetting the block signal to allow the next train to proceed to the platform.

When the Skyline and Scree was originally built in 1995, it had DIY DCC controls where frequency coded signals were sent as 1 volt pulses superimposed on a constant 18 volt track voltage. An assembly language programmed 6502 processor board was designed and programmed to control each engine. This was before you could buy commercial DCC units for a reasonable price. It is a noisy electrical environment (wheels picking up signals while rolling on dirty track), and required meticulous programming and track cleaning as well as fine adjustments to the electronics. So in 2019 I converted it all to battery RC using the RailBoss4 transmitter-receiver. The original 18 volts (without the pulsed overlay) was left on the tracks, making it easy to tap off voltages for building and signal lighting.

Below is a picture of one of our three stations at night. Someday, if I can make the walkway safe to negotiate in the dark, we'll have a nocturnal viewing event.



There are several ways to power and actuate signals:

1. Mechanical pressure sensors (the Lionel way). A switch that closes as a train rolls over. Impractical, especially outside where dirt, etc., affects the operation.
2. Motion sensors based on an infrared reflected beam. Unreliable with varying degrees of sunshine, moving shadows, etc.
3. A magnetic reed set switch between the rails, causing the signal to go red as a train with a magnet mounted below passes over. A delay circuit keeps it red for a rational time after the train rolls by. This is no good for station stops, where stop time varies. It is also more complicated electronically, using an 555 timer chip.
4. A pair of reed switches (Uxcell NO RC-33). One to set red as the train passes the signal, and a second beyond the station to clear the block and set the signal green.

One problem with the preferred way, number 4, is wires running a long distance to the signal from the release switch. In this article a method is described that uses the power on the tracks, and one wire from the release reed switch back to the signal (which can be laid under the ties).

The 6-2117 operating block signals can be found on Ebay or at train shows for \$10-\$20 each. The first thing I did was replace the dim and flaky incandescent bulbs with bright LED's.




Turns out 10mm LED's (e.g. Gikfun 10mm, assorted diffuse colors, like 20 for \$7 on Amazon), are a perfect fit. You simply pull the Lionel lights out and push the LED's into the block signal sockets (red on top). It is necessary to get the polarity right.

Then using a fine tip soldering iron, I melt the plastic holes on the back out a bit, and carefully solder the LED wires to the sockets that are just inside. Finally, I coat the back of the signal heads with black silicone rubber.



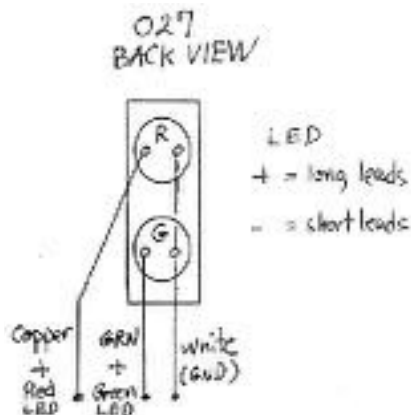
Before



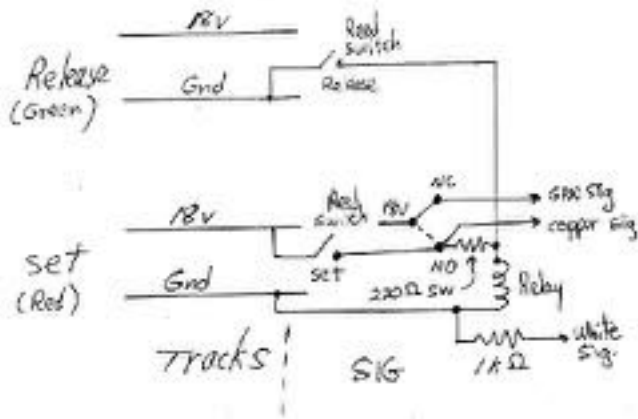
After



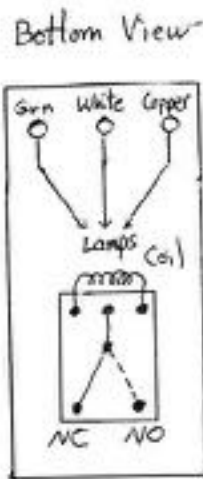
Soldering the LED in place. The fine tip melts the plastic around the wires a little, then pokes inside and solder runs down the wires to the socket. Once firmly in place (so lamps don't wiggle loose), coat the back with silicone. Below is the circuit. First the LED's must be positioned as shown so that the unit's existing wires from the head to the base are proper.



The long leads on the LED's are for positive. As you look at the head from the back, insert the LED's so the long lead is on the left. Then the copper wire to the base is + for red, the green wire to the base is + for green, and the white wire to the base is ground for both lights.



The release switch between the rails and past the station is wired to the nearby ground track and a single wire goes to the device. Near to the unit, both 18v and Gnd wires, and a wire from the set reed switch (connected to the 18v track) are all quite short and go to the device as well (4 wires total). A 1K resistor limits the LED current. A 5 volt SPDT relay (JQ3F 5V SPDT on Amazon) latches the red light when set. The release switch pulls the latched relay voltage down, so the relay goes to NC and the green signal turns on.



The base of the block signal showing the relay (blue box, epoxied to the case), and the current limiting resistors. The 220 ohm one needs to be 2 watts or higher.

A block signal in action on the Skyline and Scree:



John Hart



John Hart

The Warther Museum

In 2005 Bob and I visited the **Ernest Warther Museum & Gardens** in Dover Ohio. Dover is about 85 miles south of Cleveland. We encourage you to look at the stories and photos on the websites.

warthercutlery.com and thewarthermuseum.com

When Ernest Warther, at the age of five, found a pocketknife on a dirt road, he picked it up, started whittling, and never set it down for another 82 years. Ernest Warther earned the title of World's Master Carver. He hand - sculpted over sixty works focusing around steam engines. The materials he carved in were walnut, bone, ivory and ebony. He became frustrated with store bought knives because they would not stay sharp, so he began to design and make his own knives.

Hence, the family knife business was born.



Paulett Poncar




Choo Choo Sew

It seems that many of our group were traveling this summer and unable to join us to work on finishing the quilt. The women who were able to make our meetings helped us to get the t-shirt quilt finished and now we plan to show it off at the November meeting. We will determine which lucky member of DGRS will be the recipient of the quilt or if it should be raffled off. We would then donate the money to DGRS.

Barbara Foos joined us for the first time in September. It is great to have another very experienced embroidery expert in our group. Also present were Vivian Pershing,

Erlene Finch, Karn Crysdale, Cherylene Evans, and Merrie Jones. Merrie is a long arm quilter and has been a wonderful teacher for us on this project. Karn also did some of the long arm quilting and all of the binding. Many thanks to her husband, Kent for helping to choose the fabric she used for the binding.



Cherylene Evans



The Durango Train!

[Book an Excursion](#)

**Cascade Canyon Winter Train
Explore a Snowy Wonderland!**

47TH
Annual

MODEL TRAIN EXPO

FOOD! PRIZES!

30 YEARS OF MODEL TRAINS
PRESENTED BY THE
REVEREND MODEL RAILROAD CLUB

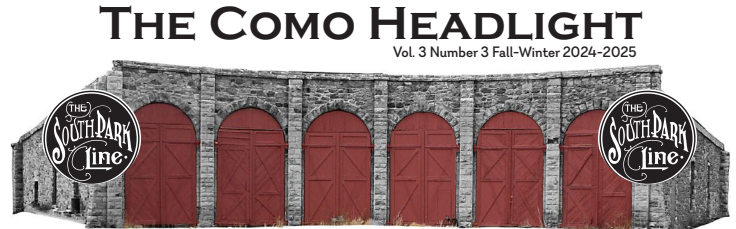


FREE PARKING!

The Location
BOULDER COUNTY FAIRGROUNDS
9595 Nelson Road, Longmont, CO 80501

The Dates
Friday, December 13th, 10am-5pm
Saturday, December 14th, 10am-5pm
Sunday, December 15th, 10am-5pm

Adults: \$8 ♣ Seniors: \$5 ♣ 12 & Under: Free with Adult



Newsletter of the South Park Rail Society

COMO SUMMER 2024 VISITOR OPEN HOUSES, BOREAS PASS RAILROAD DAY PRESERVATION & PROGRESS NEWS

Submitted by Tom Lawson



The most important aspect at Como this past summer season was welcoming visitors providing them the opportunity to see and experience an operating historical narrow gauge railroad facility. Volunteer Hosts Chip Sherman, Michael Bottley, Debra Queen Stremke and Andrew Zimmerman hosting enthusiastic visitors.



Our Volunteer Hosts, Jeannie Lawson, Brian Delaphane, Michele Miller, Jon Dierksheide and Michael Bottley, provided visitors rides on the "speeder" and the "handcar".



<https://www.southparkrailsociety.org/>



Mid train Helper. Jerry Day 2014

2024/2025 DGRS Calendar

DATE	EVENT	DETAILS
Nov 12 to Dec 23	POLAR EXPRESS Train Ride at the Colorado Railroad Museum. Starts at 5 pm	DGRS members have to close the layout and leave the Museum by 3 pm each day in order for the production team to get ready for the show at 5 pm
November 19, Tuesday	General Meeting. Our November regular General Meeting will be held at the Clements Community Center. : James Mackay will share a program on George Campion who worked as a fireman and also worked on the rotary snow plow for the Colorado and Southern RR	7:00 PM, Clements Community Center 1580 Yarrow St., Lakewood, CO 80214
Nov 21, 22-24	<i>Christmas Show at the National Western Complex</i>	We need help to set up on Thurs Nov 21 and pickup on Nov 24. We need operators for Nov 22-24 AM & PM. See/talk to Scott
January 1, 2025	<i>HAPPY NEW YEAR</i>	
Jan 25, 2025	Handover Crew Change Meeting: Handing operations over to the newly elected DGRS	Anne Loring's home, 5:00 pm
Jan 12, 2025	Holiday Party: Sunday January 12 2025 from noon-2pm at Cinzzetti's in Northglenn. All the wonderful food you can eat and great conversation with your DGRS friends (plus tasty gelato!).	Cinzzetti's 281 W. 104th Ave. Northglenn, CO 80234
Jan 28,	General Meeting. Our regular General Meeting will be held at the Clements Community Center. Lindsey and Rosa Ashby will talk about how all the equipment was moved to Silver Plume to startup the Georgetown Loop.	7:00 PM, Clements Community Center 1580 Yarrow St., Lakewood, CO 80214
Feb 4	DGRS Board Meeting	7:00 PM, @ Doug Mayes Office. 7114 W. Jefferson Ave, Suite 210, Lakewood 80235
Feb 25,	General Meeting. Our regular General Meeting & Swap Meet will be held at the Clements Community Center. Free PIZZA and stuff.	7:00 PM, Clements Community Center 1580 Yarrow St., Lakewood, CO 80214