

# NCGR Time Table

No. 294

Northern Colorado Garden Railroaders

April 2024



## Conductor's Corner

Mark Sears  
President

Hi railroaders, I want to start off with a huge thanks to those who made the drive to Denver to help host our club's railroad, especially those that made multiple trips, and thank those who tried to make it but were turned around by wind. The Rocky Mountain Train Show at the National Western Stock Show Complex was HUGE, perhaps the largest yet and extremely well attended. Our hosts had fun running trains, watching excited children experience trains, answering questions, visiting with other railroaders, and spending quality time with fellow club members. Please, make plans to attend the next train show, which is the weekend after Thanksgiving at the Larimer County Fair Grounds.



All that hat and shirt ordering, wore him out.)

**Garden Railroad Tours – Saturday, June 15, 9-4** – Here is a chance to show off your railroad. People enjoy seeing railroads of all sizes and all stages of completion. We have eight confirmed railroad tours and I hope we can encourage a few more of you to host a tour. Please consider hosting a tour. Remember we are a club, many of us are willing to help others get their railroads ready and to help others run their railroads on the day of the tour. Please let me know if you are considering hosting and what help you might need to get ready. Also let me know if you are willing to help others get ready and/or help a host.

I'm enjoying this spring weather and have started to get the railroads ready. I imagine some of you are doing the same. We are looking forward to hearing about all your RR plans for the summer. If you need help, please ask, many of our members have time and talents to share.

**Next Meeting – 6:00 PM, Wednesday, April 17 at Harmony Presbyterian Church in Fort Collins.**

Ken Valles, railroad historian, will give us a presentation on the history of Chapel Railroad Cars and the influence they had on developing churches in the area. Ken is driving all the way from west of Woodland Park, so I hope we will have a good turnout to hear his presentation.

We will discuss the upcoming June RR Tours as well as explore interest in summer railroad excursions. If you haven't picked up your hat and/or shirt, I will have them for you at the meeting. (Sterling will be on vacation.

## Next Meeting Harmony Presbyterian Church

400 Boardwalk Dr.  
Fort Collins, CO

**Wed, April 17th  
6:00 p.m.**

## Hobo Breakfast

**1st Saturdays  
Fort Collins**  
The Breakfast Club  
121 W. Monroe

**3rd Saturdays  
Loveland**  
Perkins  
2222 W. Eisenhower



## Club Car

Carl Hinderer  
Sec/Treas

Current Membership	
Paid members	41
Honorary Members	9

Financials <b>Apr 1, 2024</b>	
Income	\$682.10
Expenses	\$1290.30
Bank	\$3731.93
Bank CD	\$5000.00
Petty Cash	\$00.00
Checks	\$00.00



# Rocky Mountain Train Show

## Denver

Photos:  
Mark Sears  
Sterling Myers



## Why I Can't Run My Trains On Your Railroad *Del Tapparo*

Note: The following applies to all garden railroads and no one person's in particular.



### Clearances

- My locomotive and/or rolling stock hits the bottom of your trestle and/or tunnels. You should have at least 10" vertical clearance.
- Your rocks, walls, fences or other immovable objects are too close to the track, especially on curves, blocking my 1:20.3 scale loco.

### Track

- Your track radius is too small, causing the wheels of my loco to bind. 4' or larger radius works best.
- The radius of your turnouts is too small, causing my loco to derail. LGB R3 (4' radius) or better are needed.
- Your track grade is too steep! I can't pull more than 1 car without slipping the drivers. 3% grade or less please.

Keep these things

in mind when designing your railroad. That first loco that ran



around the Christmas tree may work fine on your new layout, but expanding your fleet to larger locos or inviting friends over may expose these downfalls.



# NCGR



#InsidersTurn25

How time flies! Did you know our little club is now 25 years old? We held our first meeting in February 1999.




## Ken Jessen, Loveland, CO




There were 25 Pennsylvania Q2s produced. These were duplex locomotives with two sets of drivers on a rigid frame. The wheel arrangement was 4-4-6-4. The idea of a duplex was to distribute power in two sets of cylinders thus reducing the pounding associated with a single set of drivers. It made since the reciprocating inertia is about half with two sets of cylinders and connecting rods. Specifications called for the ability to pull 125 freight cars at 50 miles per hour. The horse power on a static test almost topped 8,000 with 6,600 at the draw bar making the Q2 the most powerful rigid frame locomotive ever produced in the United States. Tractive effort was over 115,000 pounds. The Q2s ended service in 1951 and all were scrapped. I should mention that Pennsylvania's first attempt of this type of freight engine was the Q1 with a wheel arrangement of 4-6-4-4.

## Steve Andersen, Estes Park, CO & McCall, ID

I'm always on the lookout for McCall train photos that I haven't seen previously. One of the early names for McCall was Lakeport. That name was on the mat for the passenger train photo. The nice broadside photo of the locomotive was taken in 1914 on the first day of train operations in Lakeport/McCall. The station still exists as a brewery and restaurant. I ride by it regularly when I'm doing errands on my bike in little downtown McCall. The painting of the passenger train and locomotive was part of the diptich image in a montage of photos and drawings in the US Bank building in McCall.



→ THE GREAT AMERICAN PAST →  
*First Locomotive in McCall, Idaho - June 20th, 1914*



→ THE GREAT AMERICAN PAST →  
*Lakeport Train Depot, McCall, Idaho*



I'm looking forward to being at the next Club meeting for the first time in a number of months. As you know, I haven't missed many meetings in the 20-odd years that I have been a member from Estes Park.



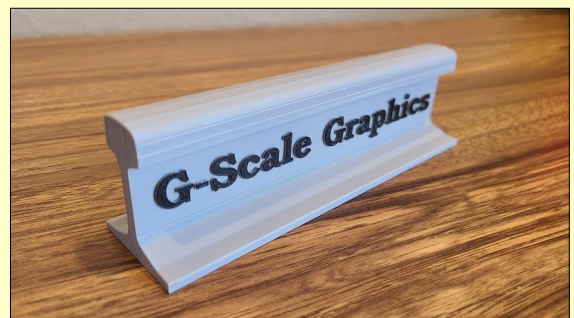
I have some major decisions to make relative to the future of my model railroad operations here in Colorado. I will still be keeping a significant part of my outdoor operations intact, but the deck trackage, and the 24% grade/trestle down to the upper fence line is probably going to be sacrificing its material for building something in Idaho.

## Del Tapparo, Windsor, CO

Still playing with 3D printing. This month I made a desk nameplate (6"W X 1.7"H)

Some recent YouTube discoveries that I have been enjoying lately ...


- *Laurie's Mechanical Marvels* (UK steam and diesel)
- *Big Diehl* (Very nice Durango Silverton videos)



# NCGR Bull Session

## Carl Hinderer, Berthoud, CO

This winter, I have been working on my HO shelf layout. I thought that I would use the area above the lights for storage. But as I thought about it, I decided that it would be a good place to run some G Scale trains in an oval and store some extra G Scale boxcars.



## Sterling Myers, Berthoud, CO

Lionel metal die cast engine as it was pulled from the mold.





Waiting for Spring. Photo: Kenneth Jessen

## NCGR.net




By Del Tapparo

Do you miss *Garden Railways Magazine*? I do. But there is no reason to grieve. Thanks to many clubs and enterprising garden railroaders, we probably now have access to more information and more excellent articles than ever. And where can you find them? NCGR.net of course. If you aren't looking at NCGR.net/Newsletters at least once a month, you are missing out. Every one of these newsletters are as good or better than *Garden Railways*, and they are all free!

- *Garden Railroad News*
- *Denver Garden Railway Society Newsletter*
- *The Garden Whistle*
- *Gold Coast Garden Railway Society*
- *BAGRS (Bay Area Garden Railway Society) Trellis and Trestle*

NCGR.net/Newsletters



**Publish  
Your  
Projects !**



We welcome a few words, a few words with a photo, or a full blown article on any topic related to garden railroading submitted via e-mail as a text file with attached .jpg photos.



## Brian Moon, Fort Collins, CO

Things are getting done around here and yet there seems to be a growing list of things that aren't done. And the weather's no help, with these high altitude hurricanes we have. The winds picked up the beautiful passing track/station area that I built last summer and put all 12' of it in the meadow. Not much damage, I built the thing pretty sturdy, but now it gets stuck down with construction adhesive.


Photo 1 attached shows the Railway Express Agency delivery vehicle XA191 as she has sat for 40 years after a distinguished career and retirement. She will be getting a thorough makeover starting with the inside cargo area. We'll see what else I get done by June 15th, but she'll be open for inspection and a small HO layout built within may be operational again at that time.



Photo 2 shows the caboose cupola being built in the shop. The roof is virtually complete after much more work than I had anticipated. It is designed to be taken apart and reassembled on site. Side windows are still in the design phase. The caboose will be ready for tours June 15th. Hopefully we'll have the local BNSF crews run some freight through, always exciting. But the view from the cupola is outstanding anytime.



Photo 3 shows the future location of a log pond for a sawmill that will be just behind the slight mound. It's possible this mound will someday become a 6' tall rock face with a train precariously running along the cliff (In my dreams). For now, it's a sawmill for my logging line.



So I'm busy every day until June 15th. Try to drop by on the tour, see what I've managed to get done.

## NCGR Contact Info

Dues are \$25/year/family, renewable each November 1st.

President	Mark Sears	<a href="mailto:MarkESears1@msn.com">MarkESears1@msn.com</a>	970-217-8375
Secretary/Treasurer	Carl Hinderer	<a href="mailto:clhent@yahoo.com">clhent@yahoo.com</a>	440-289-2139
Director	Sterling Myers	<a href="mailto:AmericanWallWorks1999@yahoo.com">AmericanWallWorks1999@yahoo.com</a>	970-402-8844
DGRS Liaison	Robert Linton	<a href="mailto:rjLinton1@gmail.com">rjLinton1@gmail.com</a>	970-420-0451
Past President	Robert Linton	<a href="mailto:rjLinton1@gmail.com">rjLinton1@gmail.com</a>	970-420-0451
Publications	Del Tapparo	<a href="mailto:DelTapparo@comcast.net">DelTapparo@comcast.net</a>	970-581-3567
Webmaster	Del Tapparo	<a href="mailto:DelTapparo@comcast.net">DelTapparo@comcast.net</a>	970-581-3567
Programs	Sterling Myers	<a href="mailto:AmericanWallWorks1999@yahoo.com">AmericanWallWorks1999@yahoo.com</a>	970-402-8844
Train Shows	Robert Linton	<a href="mailto:rjLinton1@gmail.com">rjLinton1@gmail.com</a>	970-420-0451
	Mike Shelton	<a href="mailto:Mike@eventemsofcolorado.com">Mike@eventemsofcolorado.com</a>	720-442-2867
Facebook Admin	Ed Harvey	<a href="mailto:fedwinharvey@gmail.com">fedwinharvey@gmail.com</a>	402-730-7930
<b>Mailing Address</b>	NCGR c/o Carl Hinderer	640 Great Basin Ct., Berthoud, CO 80513	

## NCGR Calendar

**Meetings** are held on the **third Wednesday of the month**.  
Bring something to share for "Show & Tell". **Please wear your name badges.** Guests are always welcome.

### Hobo Breakfasts Monthly

**1st Sat - Fort Collins, Breakfast Club, 121 W. Monroe**  
**3rd Sat - Loveland, Perkins, 2222 W. Eisenhower**

Date	Event	Details
Apr 17	Monthly Meeting	Harmony Presbyterian Church Ken Valles—Chapel Car
May 15	Monthly Meeting	Scot Kretschmer-Loveland
Jun 15	Annual Open House	Our railroads on tour for the public
Jun 19	Monthly Meeting	Sterling Myers - Berthoud - <b>First Outdoor Meeting</b>
Jul 17	Monthly Meeting	Good Samaritan—Loveland
Aug 21	Monthly Meeting	Carl Hinderer—Berthoud
Sep 18	Monthly Meeting	Milner—Swartz House –Loveland, Mike Perry, Bob Crosby
Oct 16	Monthly Meeting	Shawn Elworthy—Windsor
Nov 20	Monthly Meeting	First Indoor meeting
Dec	No Meeting	Enjoy the holidays !