



NEWSLETTER

Denver Garden Railway Society



Image by John Cushman


June 2023 Issue Summer is finally here in Colorado

This issue contains:

*VIEW FROM THE CABOOSE
PROGRAMS
HOSPITALITY
MUSEUM HAPPENINGS
OUTREACH*

*CLINICS
SUMMER TOURS
PUBLICATIONS
GARDEN RAILWAY CLUB NEWS
CALENDAR*

MEMBERS ONLY



View From the Caboose

Greetings – June is a busy month for the DGRS! I encourage everyone to participate in our various activities and meetings this summer. Thank you to Jerry and Mary Driver for hosting the triple clinic and to Jim Desautel and Kevin Strong for sharing their knowledge. Hopefully you had the time to take advantage of the five Garden Tours and got some inspiration for your own railway. Our Club picnic and swap meet is next up on Saturday, June 24.

We have implemented a new outreach effort at the DGRS Railway at the Colorado Railroad

Museum aimed at allowing visitors to operate trains. Using the small “Rose Garden” loop number 7 on the North side, visitors can now operate trains while remaining on the outside of the fence and supervised by a DGRS club member. This has been very well received and is a great opportunity for us to have more meaningful interactions with museum visitors. A dedicated train donated by PIKO and Scott Tyler is used on this loop. We will soon be installing a sign recognizing Aleen Carruthers who donated the track and plants for this loop. Her intent was to demonstrate that a nice garden railway can be built in a very small area. All DGRS members who are operating can also interact with visitors and have them operate this loop. Thank you to Alan Olsen and Michele Miller for getting this effort underway.

Participating at the DGRS railway through running trains or assisting with the various maintenance projects is one of the easiest, effective and most important ways you can contribute to the club.

Operators are going to be needed throughout the summer for various museum events, next up: Colorado Power Days and Colorado Heritage Week. Get out and run on June 17,18,19 and the 23rd!

Finally, a warm WELCOME to all our new members! Club leadership is always happy to hear from all members on suggestions for activities or ideas on how we can make the organization better.

Eric Petty

Newsletter Contributors this Month - Thank You

Al Blount	Eric Petty	Michele Miller
Alan Olson	Harrison Stephens	Pete Lammer
Bob Finch	Jim Desautel	Ron Keiser
Bob Leise	John Cushman	Vivian Pershing
Cherylene Evans	Kevin Strong	
Dale Underwood	Marilou Hendel	



©2023 Walter Weart

HELP !!!

Some time ago the DGRS members constructed a layout for an assisted living facility in Arvada. The first photo shows the layout after the initial construction.



The next photo is a recent aerial view of the layout.



Our sole DGRS Sustaining Member, Gardens On Quail assisted living facility has requested assistance in getting their garden railway operational again. Compensation may be provided. Please contact Chuck Ochsner 303 618-6600 if you would like to help. The address is Gardens On Quail, 6447 Quail Street, Arvada, Colorado 80004 Please help if you can.

Eric

This guy needs help too.



Pete Hendel

Programs

June 24, Saturday 2023

DGRS Annual Picnic and Swap Meet at the CRRM. 9 am - 2 pm, rain or shine. See the article from Michele for details and reservations

July 25, 2023

General meeting and Ice cream social at David & Michele Miller's home, 10123 Summit View Pointe in Highlands Ranch. Come early (anytime after 5:30PM) to hang out with your DGRS friends and watch the trains run on the Denver and Clear Creek Railroad. Meeting starts at 7PM with ice cream and program to follow. Bring a chair(s), and rain gear and or umbrella if needed! We have some covered space, but not enough for everyone

August 26, Saturday, 2023

DGRS Annual meeting at LCRR, Larkspur.

September 26, 2023

Our regular General Meeting will be held at the Clements Community Center. Speaker Ed Dickens head of the UP steam program, story of the Union Pacific Heritage Donation Special.

October 24, 2023

Our regular General Meeting will be held at the Clements Community Center. Speaker will be Michelle Kempema.

November 28, 2023

Our regular General Meeting will be held at the Clements Community Center. Speaker will be Tom Klinger on the "C & S" books.

January 30, 2024

Our regular General Meeting will be held at the Clements Community Center. James Mackay will talk on the South Park Restoration program.

Ron Keiser

Brunch

Hobo Brunch

The Hobo Brunch Group meets on the **2nd Saturday** of every month at **8:30 a.m.** **Next meeting July 8, at Valley Inn.** Just show up, no reservations necessary!

Location: Valley Inn,
1997 S. Wadsworth Blvd. Lakewood
Please contact Byron & Marta Fenton with questions.



Pete Hendel

Hospitality

Summer Events

SATURDAY JUNE 24th

Annual DGRS Picnic with Swap Meet—DO NOT MISS!!!

Swap meet starts at 9 am (Setup at 8:30 am)..Lunch will start in the Pavilion promptly at 11:00, rain or shine! Burgers (veggie option will be available), brats, and hot dogs provided by DGRS. Side dishes to be brought by members (see below).

Please RSVP to Michele Miller with number AND names of all people coming to the event so we buy enough food.

My contact information is in the Members Only section. If you don't receive a response by end of day, reach out again so your *RSVP* doesn't get lost in the shuffle.

To keep the drinks cold, do you have an extra cooler you can bring with ice? Please let me know that as well!

Please bring a side dish to share according to the following:

If your last name begins with

A-K: bring a Dessert;

L-Z: bring a Salad or Veggie item, Pasta, Beans, etc.

Clearly label any containers or serving utensils that you would like to have back. While we do our best to keep track of things, no guarantees if we do not know whose it is.

For those with a Family Membership, immediate family members are included. For those with an Individual, guests are \$5.00 per person (still a bargain)! Check payable to DGRS ('picnic' on comment line) preferred, but cash accepted.

TUESDAY JULY 25

General meeting and Ice Cream Social at the Millers' home, 10123 Summit View Pointe in Highlands Ranch.

Come early (anytime after 5:30PM) to hang out with DGRS people and watch the trains run on the Denver and Clear Creek Railroad. General Meeting starts at 7:00pm with ice cream and program to follow. Bring yourself, a chair, and rain gear and/or umbrella if needed! We have some covered space, but not enough for everyone.

SATURDAY AUGUST 26

DGRS General Meeting followed by time at the Larkspur Consolidated Railroad, hosted by Bob and Glen Leise and Crew! Address is 10401 Spruce Mtn Rd, Larkspur. Hot dogs and water/ soda provided by DGRS. Please bring a side dish (by last name) to share:

A-K: bring a Salad or Veggie item, Pasta, Beans, etc.

L-Z: bring a Dessert

Please RSVP to Michele Miller if you are coming

Michele Miller

Museum Happenings

These are the recent activities at the DGRS layout at the museum

The experiment for the DGRS out reach using the #7 Rose Garden loop and the existing Rail Boss radio control system seems to be well received by museum visitors.

Michele Miller has donated a Piko train set, Tyler Scott has also donated two new LGB cars to make a longer train.

This is a simple set up, the parents and children are outside of the fence by the Rose Garden loop with a DGRS member on the inside of the fence.

The DGRS member demonstrates to the parent how to use the RC controller.

Once the parent is comfortable running the train they can show the child how to use the system. For very small children the parent will hold the hand set and just let the child push the buttons.

It would be nice if the DGRS would put a sign inside of the loop mentioning that DGRS member Aleen Carruthers donated the track and plants to show that nice garden railway can be built in a small area. This could be like the sign like the garden railway gate.

I do have concerns about trying to manage this during the "Thomas" visit. We might find that long lines might form, sort of an unruly mob of angry parents and 6 year olds.

In June we will need operators on the 17th and 18th ,19th and 23rd for Colorado Power Days/Colorado Heritage week.

We will need help on the week before the swap meeting to price items and inventory them.

We will need help during the swap meet to set up tables bring the DGRS for sale items to the tent, someone to be the "bank", someone to oversee the garden railway and help buyers to test their locomotives and a bouncer?

DGRS also needs qualified operators to run trains for:

Thrilling Thursdays starting on **Thursday June 15** thru Aug 10. Operators needed from 10 am to 2 pm.

To sign up for these operating sessions please contact Alan.

How do you become a qualified DGRS operator?

You will need to take a tour around the garden railway with a qualified member to start, take a short test and then have several operating sessions with several different qualified members learn the ropes and procedures. If you already have experience operating a garden railway, it can make the orientation shorter. You will need to agree to work in the garden railway for 8 hours annually to help maintain the railway by doing maintenance work, such as cleaning rolling stock, weeding, cleaning track, painting, repairing buildings and help wherever it is needed. There is something to do for just about every ability.

To get started please contact Don McCullough.

Alan Olson

Train News

Rocky Mountain Railroad Club

This page shows interesting railroad happenings as well as breaking railroad news. Check it often as you may learn about new events and ideas for your railroad. [Rocky Mountain News and Photos.](#)

Rail Pictures and Videos

Photos from all over the US. You can select the locomotive type, railroad, location, etc.

<http://www.railpictures.net>

Colorado Railroads

Colorado Railroads, a site for the fans of past and present railroads serving the Centennial State.

<http://www.corailroads.com/>

Abandoned Rails

Featuring thousands of miles of abandoned railroad routes in North America, illustrated with maps, pictures, and history.

<https://www.abandonedrails.com/>

Outreach at the Museum

We've begun using Track 7 at the CRRM layout as a way to show visitors the basics of operating equipment on a garden railway. It's been very well received and is a first step in making a more connected experience for those folks—children or adults—who aren't members yet.



Michele Miller

If you'd like to be involved with this, please contact Terry Foley, Alan Olsen, or Michele Miller for more info. To all who have jumped in and helped out with this while operating—thank you!!!

Michele Miller



Pete Hendel

June Members meeting at Jareds Nursery

The monthly club meeting was held at Jared's nursery, where a presentation was made by Betsy Kelson on animal repellents and annuals one could use in your garden layouts.



CH Stephens

The meeting began with the introduction of two "new" members, who were members years ago, Ronald Brackett and Chester Durnal.

Betsy started her presentation with granulated

coyote urine and blood meal, to discourage herbivores. Also mentioned was castor oil, which can cause diarrhea in animals that consume it, hopefully discouraging them coming to your table. Some sprays were also discussed whose use hopefully disgust unwanted guests.



CH Stephens

Next mentioned was the max motion detector hose, which sends a spray to deter animals, especially deer. For those underground pests, Molemax mole and vole repellent, spikes which smell like rotten eggs that are inserted into the ground, was spoken of, to discourage the sandhogs from ruining our gardens.



CH Stephens

Betsy then covered house plants that could be used as annuals in your layout, especially plants with thick trunks that can mimic trees. Herbs such as rosemary, thyme, lavender and basil can also be used. Hens & chicks can be used to mimic agave, and mosses can be used as ground cover. She also mentioned Lantana for a color splash on your layout. If drought is causing loss of some of your plants, the website Plantselect.org is an excellent site to find drought resistant plants. If you are looking for miniature shrubs for your garden railroad, the Isle nursery in a good resource you can use.

Finally, Michelle asked Betsy what to do if some of your plants of a species die, while others do not. Betsy suggested rooting a cutting of a survivor, rather than buying a new plant, as the genetics of the survivors may impart an advantage to surviving in this climate.

Harrison Stephens

CLINICS

On Saturday, June 10 a Triple Clinic was held at the Driver's home in Longmont.

The 1st clinic was how to convert a locomotive from track power to battery power using commonly-available batteries used for power tools.

2nd and 3rd Clinics were a presentation on how to build your own 12 VDC Power Supply/Controller and participating in building your own.

A bonus clinic was an opportunity for the girls to make their own craft project.

Thank You Jerry and Mary

Saturday, June 10, the DGRS held its annual Triple Clinic at Jerry and Mary Driver's home. While I will provide a complete report in next month's Newsletter, I want to send a heart-felt *Thank You* to Mary and Jerry for their hospitality in hosting the Triple Clinic.

Jerry and Mary not only had to prepare their Layout for viewing (which as we all know takes a lot of time and TLC), they also had to coordinate with neighbors for DGRS members to park in their yard, make room in their garage for 20 – 25 people to sit, provide food for many who attended. While the meal during the clinic was promoted as "bring your own sandwich," Mary and Jerry also provided a pot of Cowboy Beans (which were delicious), numerous bags of chips, and a refrigerator full of sodas and water for attendees to enjoy. They also provided a birthday cake for attendees to enjoy. (More on the birthday cake next month.)

But Mary and Jerry even went beyond preparing their home and yard for a group of people, Mary arranged for a "crafting session" as an alternative for those who did not want to attend the advertised clinics. I fully admit that the topics of the clinics addressing 'Power to Our Layouts' was probably not very interesting to some, so Mary's idea was very well received. As expected, it turns out the guys attended the Power Clinic and the gals did the crafting.

So, a HUGE thank you to Mary and Jerry for the unending support to DGRS, their warm and caring hospitality, and their effort to ensure all attendees enjoyed themselves.

Jim Desautel



Pete Hendel



Pete Hendel

Copies of the presentations are available at:

<https://denvergardenrailway.org/clinics/LithiumIonBatterySafety.pdf>

<https://denvergardenrailway.org/clinics/Power%20Supply%20Reduced.pdf>

<https://denvergardenrailway.org/clinics/Using%20Tool%20Batteries%20to%20Power%20Locomotives.pdf>

Photos from the Triple Clinic on June 10th



Pete Hendel



Vivian Pershing



Vivian Pershing



Vivian Pershing



Pete Hendel



Vivian Pershing



Vivian Pershing

NCGR Summer Tours

It was a rainy Saturday, June 3, when the Northern Colorado Garden Railroaders opened 8 layouts for tours. We only made it to 3, as the rain closed all the others.

These are photos of the 3 lay outs that we made it too.

Bruce Maxwell: White Mountain & Pacific



(All photos by Pete Hendel)

Robert Linton: East Lake & Peterson RR




Mark Sears: Worthington Central / Worthington & Blue Mesa Rail Line



Pete & Marilou Hendel

Union Pacific Steam Club Update No. 28 - June 2, 2023



The Union Pacific Museum is excited to offer the once in a lifetime opportunity for **one** lucky person to ride in the cab of No. 4014, the iconic 'Big Boy', locomotive Monday, July 3, 2023, from Pine Bluff, Wyoming, all the way into the Steam Shop in Cheyenne.

This opportunity is being offered in lieu of a passenger excursion fundraiser benefiting the Union Pacific Museum and will be managed through an online auction. 100% of the proceeds of this auction will benefit the Union Pacific Museum Association, a 501c3 organization.

The auction runs through June 11 at 8 a.m. central time.

This is an extremely rare opportunity and an **EXPERIENCE OF A LIFETIME** for one person to ride in the cab of the world's largest operating steam locomotive - Union Pacific's "Big Boy", No. 4014.

Details can be found at UPtrainTix.com .

DGRS Summer Tours

Photos of some of the DGRS Tours on June 11

John and Cheryl Cushman - Boulder Valley and Pacific RR

(All photos by Pete Hendel)



Mike & Sara Burns - The Burns Family RR



The Lionel Basement is amazing!



(All photos by Pete Hendel)

Anne and Rich Loring - White Pass & Yukon Route



38th CONVENTION NEWS



For the 2023 Convention in the Bay Area of California, these are the railroads that will be on tour:
<https://www.youtube.com/watch?v=-aODXKPvmcY>

BAY AREA NGRC CALENDAR				SUBJECT TO CHANGE				UPDATED 5.2.23		
ACTIVIITES	NORTH BAY			MID, SOUTH & EAST BAY						
	Friday June 30	Saturday July 1	Sunday July 2	Monday July 3	Tuesday July 4	Wednesday July 5	Thursday July 6	Friday July 7	Saturday July 8	Sunday July 9
REGISTRATION	Rohnert Park 2pm - 4pm	Rohnert Park 8am - 11am	Santa Clara 2 pm to 9 pm	Santa Clara 7 am to Noon 2pm to 8 pm	Santa Clara 7 am to Noon	Santa Clara 7 am to Noon	None	None	None	None
OPEN RRs	None	Open RRs Sonoma County 8:30 am to 3:00 pm	Open RRs Marin County 8:30 am to 3:00 pm	Open RRs Contra Costa Diablo Valley 8:00 am to 3:00pm	Open RRs North & Mid- Peninsula 8:00 am to 1:00pm	Open RRs San Jose 8:00 am - 2:00pm Santa Cruz 10:00 am to 3:00pm	Open RRs Sunnyvale & Mtn View 8:00 am to 1:00pm	Open RRs San Jose Santa Clara & San Benito 8:00 am to 1:00pm	Tri-Valley & East Bay 8:00 am to 2:00pm	Encore Open Railroads 9am to 4 pm
RAILROAD BUS TOURS	None	Depart Rohnert Park at 8:30 am	Depart Rohnert Park at 8:30 am	Depart Santa Clara at 8:00 am	Depart Santa Clara at 8:00 am	Depart Santa Clara at 8:00 am	Depart Santa Clara at 8:00 am	Depart Santa Clara at 8:00 am	Depart Santa Clara at 8:00 am	None
CLINICS <i>(As Reported 4.5.23)</i>	None	None	None	None	7.00 pm	2:00 pm 3:00 pm 4:00 pm 7:00 pm 8:00 pm	3:00 pm 4:00 pm 5:00 pm 7:00 pm	2:00 pm 3:00 pm 4:00 pm 5:00 pm	2:00 pm 3:00 pm 5:00 pm	None
KID'S CLINICS	None	None	None	None	None	None	None	(#1) 3:00 pm	(#2) 11:00 am (#3) 2:00 pm	None
SOCIAL EVENTS	Napa Valley Wine Train 4:30 - 9:00 pm	BBQ at the RR of the Herzogs 4:00 - 8:00 pm	None	None	USA Trains Pool-side Fireworks Reception 8 - 10:30 pm	Bachmann Roaring Camp RR & BBQ 2:30 - 8:00 pm	LGB Ice Cream Social 2 - 3 pm	Cocktail Reception 6 - 7 pm Accucraft Banquet 7 - 9 pm	None	None
VENDOR HALL	None	None	None	None	None	Vendor Hall Set Up RRs 8am - 6pm V's 2pm - 6pm	Vendor Hall Set Up 8 am - Noon Open 3pm to 9pm	Vendor Hall Open Noon - 6 pm	Vendor Hall Public Day Open 10 am - 4 pm	Vendor Hall Take Down 8am - Noon

Miller/Spilsbury 5.2.23

NGRC 2023: CLINIC SCHEDULE (As of May 20 and subject to minor changes)

All clinics are located at the Santa Clara Hyatt Hotel (not at the Convention Center) Room Locations will be clearly posted at the hotel.
All clinics are scheduled for 45 minutes leaving 15 minutes to get to the next clinic.
There will be a few changes so check back for updates if you need to know about them. Note that version is dated May 20.

DATE	TIME	PRESENTER	TOPIC
Tuesday July 4	7:00 PM	Russ Miller	Getting the most out of NGRC 2023
Wednesday July 5	2:00 PM	Jack Burgess	SPCRR
	3:00 PM	John Nicoles	Introduction to prototype sawmills, with tips for modelers
	4:00 PM	Eric Maschwitz	Ride on your trains! Garden railroading in LARGER scale.
	4:00 PM	John Nicoles	Introduction to prototype sawmills, with tips for modelers
	7:00 PM	Jack Verducci	San Francisco's Waterfront railroad
	8:00 PM	Steve Heselton	TBD
Thursday July 6	2:00 PM	Nancy Norris	Pruning little trees to scale
	2:00 PM	SG Models/John Meyers	Make and Take: Trackage Shanty w/Crossing Gate;\$50 at door; limited to the first 10 people
	2:00 PM	Paul M Newitt	Creative Lighting, Sound and Animation Effects for Garden Railways.
	3:00 PM	Jacques Verdier	Battery Powered Trains Explained
	3:00 PM	Richard Murray	Bridges in the Garden Railroad
	3:00 PM	Rob Lenicheck	The D&RGW and the Friends of the Cumbres and Toltec
	4:00 PM	Nels Pearson/Donna Pearson	Railway Miniatures as featured in Garden Railways magazine & expanded for this presentation
	4:00 PM	Steve Anderson	West Side Lumber Co.
	4:00 PM	Ron Malouf	Fine Scale Model Building With Brass
	5:00 PM	SG Models/John Meyers	Make and Take: Trackage Water Tower;\$50 at door; limited to the first 10 people
	5:00 PM	Don Herzog	Plants for the Garden Railroad
	5:00 PM	Nancy Schramm	Plants Put the 'Garden' in Your Garden Railroad
	7:00 PM	Gregory Hile	From In-Print to On-Line: Newsletters, Websites and Social Media
7:00 PM	GR News	Interactive Discussion: Recruiting New Garden Railroaders: Tactics that have worked	
Friday July 7	2:00 PM	Gregory Hile	Making Believe: Using History to Create Realistic Layouts Whether Actual or Imagined
	2:00 PM	Nancy Norris	Pruning dwarf trees for your railway. Get instruction then hands-on experience trimming little trees that you can purchase to plant in your railway.
	2:00 PM	Jack Burgess	Yosemite Valley Railroad
	3:00 PM	Nancy Norris	View a slideshow of many types of railway cliffs/walls to retain soil, show off trains, dress up mountains, and bring your railway close at hand. Watch a hypertufa demonstration.
	3:00 PM	Rob Lenicheck	The D&RGW and the Friends of the Cumbres and Toltec
	4:00 PM	Don Herzog	People and Animals for the Garden Railroad
	4:00 PM	Steve Heselton	Early Photographs of the South Pacific Coast Railroad
	5:00 PM	SG Models/John Meyers	Trackage Blacksmith Shop w/Anvil; \$50 at door; limited to first 10 people
	5:00 PM	Claude Leglise	Building a log cabin
7:00 PM	Bruce Jahn	So you're thinking of getting into 3D printing...	
Saturday July 8	2:00 PM	Michael Campbell	Whistles in the Wilderness: A Campfire Tale: Disneyworld's Fort Wilderness Railroad
	2:00 PM	Nels Pearson/Donna Pearson	Railway Miniatures, as featured in Garden Railways magazine with expanded presentation.
	3:00 PM	David Bergmann	Improving Layout Reliability - Theory and Tools, by Split Jaw Products
	3:00 PM	SG Models/John Meyers	Roadside Billboard; \$40 at door; limited to first 10 people
	3:00 PM	Bill Allen	TBD

Publications

The best experience of the DGRS newsletter is to read it online or download it and read it on the computer or tablet. Articles and topics provide links to photos, videos, additional information and enhanced content that supplements the article.

If you print it and read it off-line, you will miss a lot of the content. As an example, there may be links to other web sites, documents and movies that you would not be able to access if the newsletter was printed.

Any links in this newsletter were active at the time of publishing. In some cases, the web site may have ceased operation, the material was removed or expired, and it is no longer available. We have no control over these issues, but try to make sure the links are active at publication time.

The newsletter content is for DGRS members and all Garden Railroad club members. We do not share email addresses nor telephone numbers within the general part of the newsletter. For DGRS members, there is a Members Only section that is not distributed to other organizations.

If you need to contact DGRS, the following email addresses are available:

Club President: president@denvergardenrailway.org

Web Site: webmaster@DenverGardenRailway.org

Newsletter: publications@denvergardenrailway.org

DGRS is selling a few extra 2023 Convention cars on

Search for "Convention Caboose" and it should display:
**Piko 30060 2022 National Garden Railway Convention D&RGW Caboose,
G Scale**



**YOU CAN BUILD ONE OF THESE WITH
THE CONVENTION CAR.**

Garden Trains on Facebook and YouTube

Facebook has Public and Private Groups.

A Public group on FaceBook allows anyone to see who's in the group and what they post. It is visible to anyone. A Private Group allows only members to see who's in the group and what they post. Most Groups are , Visible and anyone can find the group. When you join Facebook, you do not have to provide any information that you do not want to share with others.

This is a **Public Group**: [GRNews on Facebook](#), and you do not need a Facebook account to view.

The following are **Private Groups**, and you need a Facebook account and join the group to see what is posted.

DGRS has a Private group page (Denver Garden Railway Society). Videos of the operations and others are posted there. <https://www.facebook.com/groups/970224199655068/>

These are other Private Groups:

G Scale Trains: <https://www.facebook.com/groups/248809748503280/>

LGB Train fans: <https://www.facebook.com/groups/52647946993/>

LGB Train Sales & Trades: <https://www.facebook.com/groups/316404888778962/>

GScale.Net: <https://www.facebook.com/groups/gscale/>

G-Scale- Garden Trains: <https://www.facebook.com/groups/268889036532980/>

There are many other groups on Facebook that have similar interests.

YouTube

You do not need an account to see posts on **YouTube**. There are a lot of posts on YouTube that have nothing to do with our hobby.



<https://www.cograilway.com/ride/purchase-tickets/>

Choo Choo Sew

Eight women were able to meet in May to see all the progress that is being made on our train table runners. We enjoyed a wonderful chef salad lunch and dynamic conversation about upcoming field trips.

On May 25th several of us met at the Castle Rock Quilt Show. That was a very fun day. We enjoyed seeing many new products and projects that may become a part of our lives in the future.

Anyone interested is welcome to join us in our various projects. Everyone is welcome to come to our next meeting on June 22 at 11 AM. You do not have to sew. Holding a tube of glue or a pair of scissors is enough. You may decide to try sewing, but it is not a prerequisite. We will order food from a local sandwich shop and finalize plans to show off our table runners at the Picnic on June 24th.

We will meet at my house on July 27 th at 11AM. That date will be a time for another share and tell. Bring a project to share or something new that you want to try. We may all want to join you in taking on a project that you have been thinking about. You may just become our next project guru if you have a good idea and have been thinking about making multiple Christmas gifts or some such thing. Who knows? We will all have a good time, no matter what we do. I know that by late July I will be ready to retreat from the garden to the basement and start sewing and cutting, making gifts and cards for my family

Some of us are planning to go to Creede, CO on September 15-17 for the Silver Threads Quilt Guild Show and Cruising the Canyon Car Show. Make your plans to join us in Creede this fall for a spectacular fall weekend in a beautiful part of our state. We promise a good time for everyone!

For more information contact any of the lovely ladies in this picture or call or text, or email me.



Vivian Pershing

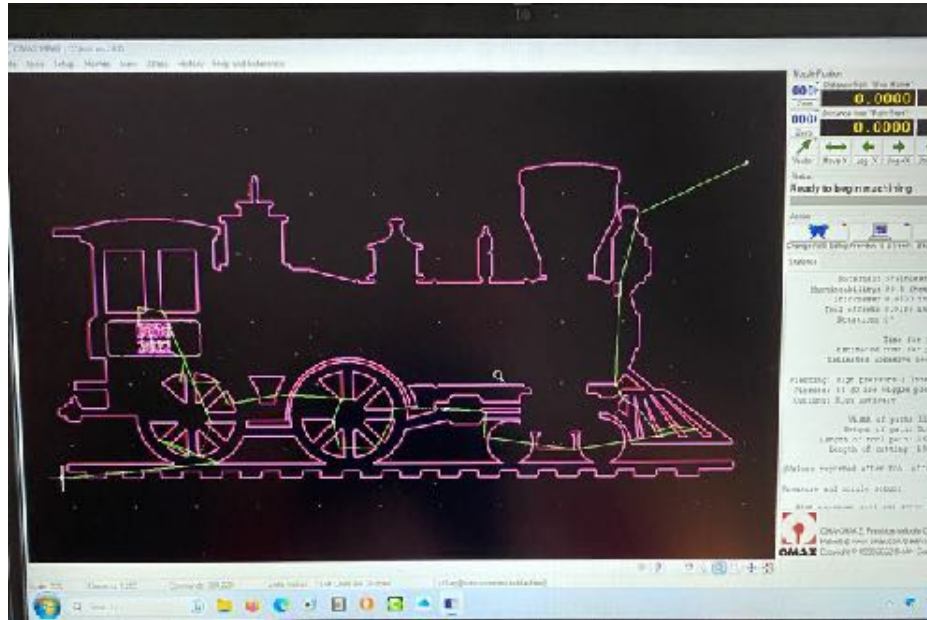
Cherylene Evans



Pete Hendel

Precision Machine Shop Locomotives

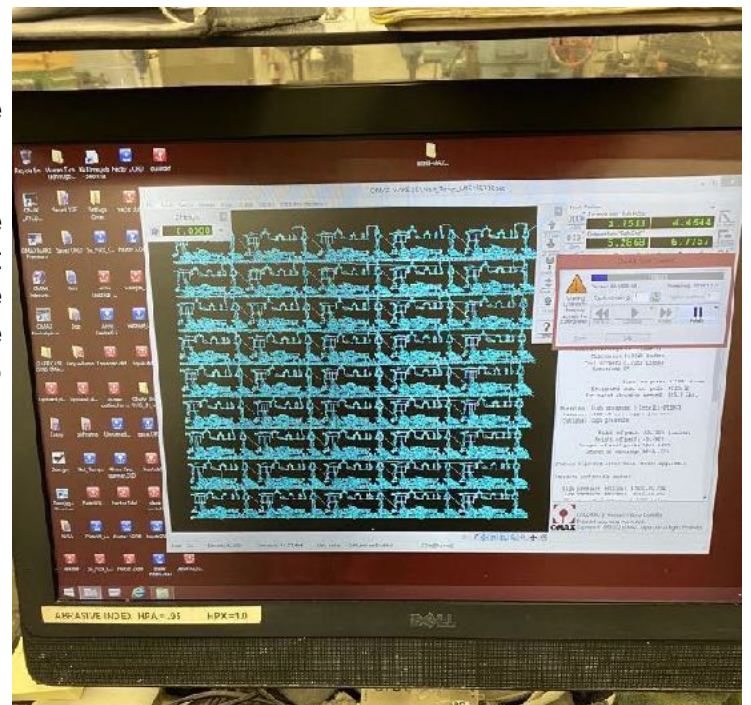
Cherylene came home from a DGRS board meeting with an idea that Doug Mayes had for a locomotive plaque for all of our members who opened their layouts during the 2022 convention. He thought they could be done on plastic, but Cherylene thought that metal would be better and that I could do them.



I took the idea to Warren Tech where I regularly volunteer. The Precision Machine Shop teacher, Joe Martin opened a file of patterns and I chose a locomotive from several that he had in that file. I liked the spoke wheels, the whistle, track with the ties, etc. Then we loaded it into the computer for the water jet machine. The green line in this photo shows the path the nozzle will take, starting at the lower left and exiting on the upper right.

NESTING

I had to nest as many locomotives as possible so that the waste would be minimized. I could only put 45 of the 50 required locomotives on one sheet. The rest had to be cut from another sheet. The data to the right of the nesting locomotives shows cost of the garnet, \$215 and the estimated time that the job should take, 4.8 hours to do the 45 cutouts if nothing goes wrong. Unfortunately, things went wrong.





After the check list was completed and all systems were ready, the water jet began laser cutting the steel. You can see the clamps that hold the steel in place.



Behind the aluminum doors in the background is a \$250,000 CNC (Computer Numerical Control) machine that Mr. Martin wrote a grant for the school.

The .032" steel sheet is submerged in about a half inch of water. The machine uses garnet (not sand) to cut the steel. The computer screen shows the progress the nozzle is making as it cuts the silhouettes.



In the photo on the left you can see where I have removed some of the locomotives to prevent the lazer from getting damaged. That yellow thing is a sponge and can get caught on a previously cut locomotives, flipping it up and damaging the nozzle. Since the lazer cuts at 47,500 lbs psi the sponge keeps water from spraying all over the room.

In the photo on the right you can see some of the manual mill machines in the shop. This is just a very small portion of this facility. They have 5 or 6 CNC machines.




All 50 silhouettes are cut, but I forgot to program for the screw holes. Now they need to be drilled so they will be easy to mount on a fence, deck, wall, etc. Consequently, Cherylene and I drilled the holes in each locomotive and filed off the barbs.



That gold color is rust. I was amazed at how fast these things rusted. That gold color is rust.

This is the before and after pictures of them laid out in the sandblast machine. Each locomotive took about 10 minutes for me to sandblast both sides. That was more than 8 hours! Afterwards, The Collision Shop at Warren Tech powder coated them.





Doug Mayes has the silhouettes and after getting them lettered, they will be distributed to members who opened their layouts during the 2022 convention at a meeting (picnic? [Maybe I am a dreamer]) later this year.

I learned a lot about programming and running the water jet. I spent a week programming parts to be fabricated for a live steam Heisler locomotive I am building. Unfortunately, a student damaged the machine before I could make my Heisler pieces. Now I am doing them at home on my mill machine at a much slower pace. For example, the deck on the mainframe has 25 holes in it. The water jet could do that in 4 minutes. It took over 8 hours on my mill machine.

Craig Evans

Jewel in the Desert

On one of my trips back to California a couple of years ago I found a jewel in the desert. I was traveling west bound on I-15. I was approaching a small town called Baker, California. It is located between Las Vegas, Nevada and Barstow, California. It lies in the bottom of a 30 something mile valley in literally the middle of nowhere. Baker survives only because of the traffic on I-15. It's claim to fame is a 3 story high thermometer that tells you how incredibly hot it is outside. As I crested the hill leading into Baker the traffic came to a complete stop. I was still 12 miles or so from Baker. I crawled along in the traffic for a couple of hours approaching Baker and decided to look across the valley with a pair of binoculars I carry in the car. Beyond Baker I could see the traffic was still bumper to bumper all the way up the other side of the valley, all the way over a small mountain range about 15 mile west of Baker. I decided I needed to plot a course out of this traffic mess if possible. I started to look on the map on my phone to see what the possibilities were. Baker has two exits west bound. The first exit just drops you into town.

The next exit still 2 or 3 miles away is the only other route out of town. My only chance was to get off on the first exit and try to get to the road out of town on the west side of town. That road runs north and south. North bound into Death Valley. South bound through the Mohave National Preserve. South bound leads to I-40 that would connect back to I-15 in Barstow. About a 50 mile detour. It was already triple digit temperature according to the 3 story thermometer. I didn't think heading into Death Valley was the best option. So I decided to head south bound through the Mohave National Preserve. It took me another 40 minutes or so to reach the only road in the area that would cross I-15 and headed south bound.

Its hard to describe the desolation and beauty of the Mohave National Preserve. It is hundreds of square miles of a desert landscape that is mostly void of vegetation or habitation other than the desert creatures that live there. It is some how beautiful in it's stark vastness. I headed south out of Baker towards I-40.. I was surprised that only a very few people were doing the same. Only a couple of other cars. So I was wondering if this was such a good idea or not. I'm glad I did.

As I was approaching I-40 about 40 minutes later I came upon one of the most beautiful train stations I have ever seen. At first I thought maybe the desert heat was getting to me. That this was a mirage.

Out in the middle of this vast desert with nothing else around was the Kelso, California train station.



Dale Underwood

Kelso came into existence when the Union Pacific Railroad was trying to make it's way into southern California. They had already moved into northern California and was now trying to tap the markets in southern California. They made a deal with Senator William Clark of Utah to buy half the stock of the San Pedro, Los Angeles, Salt Lake Railroad before it was a complete railroad. They later bought the senator out completely. They had built the line through the Mohave desert to siding #16 .



Dale Underwood

The story goes that the name came from 3 railroad workers who put their names in a hat and the name that was pulled from the hat was Kelso. So in 1905 siding #16 became Kelso station. The first station at Kelso was a small station for railroad workers, a water stop for the locomotives, and engine house for helper engines. Kelso slowly grew until the 1920's. When Union Pacific planned of putting a larger station to compete with the Santa Fe's Harvey House. They built the current Kelso Depot between 1923-24. During WWII Kelso boomed and population grew to around 2000. After WWII with a nearby mine closing also with advancement of diesel engines, Kelso became less important and declined until operations stopped in 1962. Although the eating house and crew quarter remained open, until Kelso was closed completely in 1985. The story doesn't end there. Union Pacific was planning to tear down the building because they didn't want the liability for unauthorized entrance and vandalism. A citizens group stopped the demolition of the building but could not raise enough money to restore the building. In 1994 the Mohave National Preserve was created and the depot was now owned by the National Park Service. Renovation began in 2002 and reopened with a new visitor center and parking lot in 2005. A few of the original buildings still remain. I will attach a link to their web site if you want to read a better history than I gave. The Kelso Depot is maintained by the National Park Service and is pristine condition. If you are ever traveling along I-40 please look for the Kelso Depot. It is very close to I-40. If you are traveling along I-15 through Baker east or west bound you can take the road to the Mohave National Preserve or Cima Rd. Exit east of town. I am glad I had to take this detour. It was well worth the side trip.

Web site: <https://www.nps.gov/moja/learn/historyculture/kelso-depot.htm>

Dale Underwood

Ed. Note:

The NPS web site gives additional information and history of the Depot.



The World of 7 ½ Trains

Change in Plans

The best laid plans of mice and men . . . well, you know the old saying. Even with all the planning and best of intentions, the plans of the LCRR (*Larkspur Consolidated RailRoad*) to expand the railway and 'Conquer the Canyon' this summer have changed. As a reminder, the purpose of the expansion was to eliminate the amount of 'two-way' track along the main line in order to reduce the delays due to other trains already operating along the 'two-way' corridor. The major part of the project is building three bridges – one 8', one 17', and one 34'. The two shorter bridges are built and installed, but with the frequent and much-needed rain this Spring, we lost many work days. We also lost some work days due to illnesses and vacations. Due to the lost work days, our plans have changed. This article describes the three changes in plans, and the work accomplished in laying several hundred feet of track.

Changes

The delays experienced this Spring resulted in three changes to our plans.

First, the major change is the bridge over the canyon will not be installed this summer. While the bridge might be built later this Fall, it will not be installed before the LCRR hosts the August Meeting of DGRS.

Second, instead of installing the bridge, thanks to a suggestion by Dale Underwood, we will add a switch near the beginning of the 'two-way' track and lay about 40' of track that will connect with the several hundred feet of track described later in this article. Eventually, this 40' of track will become a permanent siding on which we can park excess rolling stock. The photos below show the new switch being built (designed and constructed by Bob Leise) and then installed by Bob and Dale.

Third, the reversing spur planned before the bridge will not be built.



Laying More Track

Although some changes have occurred, one plan that has not changed is adding several hundred feet of track on the other side (south) of the long bridge to reduce the amount of 'two-way' track. Bob, Pete, and Marilou Hendel spent several days laying that track. Below are photos of the ground being coarsely leveled.



Jim Desautel



Jim Desautel

After the roadbed was coarsely leveled, plastic was installed to retard plant growth and erosion, and then rail and ties were added.



Jim Desautel



Jim Desautel



Jim Desautel

After finishing the initial phase of adding the several hundred feet of track, the next step is to straighten, level, and ballast the track. That step has yet to be finished.

Conclusion

While we are disappointed the long bridge over the Canyon will not be installed before the August Meeting of the DGRS, our goal of eliminating the 'two-way' track will nearly be met. Adding the extra switch and several hundred feet of track will achieve 95% of that goal. We are excited to be able to host the DGRS August meeting again, and pleased with what we have accomplished.

Jim Desautel

Garden Railway Club News

This section is an opportunity for our members to learn from the efforts, tips, techniques, and news of other garden railway clubs. Please Click on each club name below or go the following link to access all the clubs:

<https://www.denvergardenrailway.org/index.php/links-to-other-clubs/>

[Northern Colorado Garden Railroaders](#)



**Northern Colorado
Garden Railroaders**

[Mile High Garden Railway Society](#)

THE GARDEN WHISTLE

[New Zealand Large Scale Newsletter](#)

[Bay Area Garden Railway Society](#)



[Puget Sound Garden Railway Society](#)



[Rose City Garden Railway Society](#)



[North Texas Garden Railroad Club](#)



[Gold Coast Garden Railway Society](#)



[Northern Ohio Garden Railway Society](#)



[Santa Clarita Valley Garden Railway Club](#)



[Central California Coast Garden Railroad Society](#)



[Garden Railroading News \(GR News\)](#)

digital magazine

2023 DGRS Calendar

DATE	EVENT	DETAILS
June 15, Thursday	Garden Railway at the CRRM Thrilling Thursdays	Operators needed for 10 am to 2 pm. Please Contact Alan to sign up to run trains.
June, 17, 18 & 19th	Garden Railway at the CRRM	Operators needed for 10 am to 2 pm. Please Contact Alan to sign up to run trains.
June 22, Thursday	Garden Railway at the CRRM Thrilling Thursdays	Operators needed for 10 am to 2 pm. Please Contact Alan to sign up to run trains.
June, 23rd Friday	Garden Railway at the CRRM	Operators needed for 10 am to 2 pm. Please Contact Alan to sign up to run trains.
June 24, Saturday	DGRS Picnic and Swap Meet	Colorado Rail Road Museum Swap meet starts at 9 am Picnic at 11 am. BRING SIDE DISHES. See hospitality article and sign up.
June 29, Thursday	Garden Railway at the CRRM Thrilling Thursdays	Operators needed for 10 am to 2 pm. Please Contact Alan to sign up to run trains.
July 5, Wednesday	DGRS Board Meeting	7:00 PM, @ Doug Mayes Office. 7114 W. Jefferson Ave, Suite 210, Lakewood 80235 or via Zoom
July 6, Thursday	Garden Railway at the CRRM Thrilling Thursdays	Operators needed for 10 am to 2 pm. Please Contact Alan to sign up to run trains.
July 15 & 17, Sat & Sun	DGRS Summer Tours Northeast quadrant, North of I-70 and East of I-25	Contact Chris Greenwald for information
July 25, Tuesday	DGRS General meeting and Ice Cream Social at the Millers'.	5:30 PM, @ 10123 Summit View Pointe in Highlands Ranch.
Aug 1 Tuesday	DGRS Board Meeting	7:00 PM, @ Doug Mayes Office. 7114 W. Jefferson Ave, Suite 210, Lakewood 80235 or via Zoom
Aug 26	DGRS Meeting at the Larkspur Consolidated Railroad	10 AM, Liese's farm, 10401 Spruce Mtn Rd, Larkspur